

DIGITALES ARCHIV

ZBW – Leibniz-Informationszentrum Wirtschaft
ZBW – Leibniz Information Centre for Economics

Biçoku, Jonida

Article

Rural-urban migration of working in the Elbasan district

Provided in Cooperation with:
Danubius University of Galati

Reference: Biçoku, Jonida (2017). Rural-urban migration of working in the Elbasan district.

This Version is available at:
<http://hdl.handle.net/11159/1426>

Kontakt/Contact

ZBW – Leibniz-Informationszentrum Wirtschaft/Leibniz Information Centre for Economics
Düsternbrooker Weg 120
24105 Kiel (Germany)
E-Mail: [rights\[at\]zbw.eu](mailto:rights[at]zbw.eu)
<https://www.zbw.eu/econis-archiv/>

Standard-Nutzungsbedingungen:

Dieses Dokument darf zu eigenen wissenschaftlichen Zwecken und zum Privatgebrauch gespeichert und kopiert werden. Sie dürfen dieses Dokument nicht für öffentliche oder kommerzielle Zwecke vervielfältigen, öffentlich ausstellen, aufführen, vertreiben oder anderweitig nutzen. Sofern für das Dokument eine Open-Content-Lizenz verwendet wurde, so gelten abweichend von diesen Nutzungsbedingungen die in der Lizenz gewährten Nutzungsrechte.

<https://zbw.eu/econis-archiv/terms-of-use>

Terms of use:

This document may be saved and copied for your personal and scholarly purposes. You are not to copy it for public or commercial purposes, to exhibit the document in public, to perform, distribute or otherwise use the document in public. If the document is made available under a Creative Commons Licence you may exercise further usage rights as specified in the licence.

Rural - Urban Migration of Working in the Elbasan District

Jonida Biçoku¹, Fatmir Memaj²

Abstract: Most indicators of social – economic welfare in Elbasan region show a duality that shows a big difference between rural - urban areas, for indicators such as: living standards including health, income and access of different types of employment. As a result of high rates of growth population is noted involvement of young people entering every year in the labor force. In order to employ the large number of young people, able to work, Elbasan district should create hundreds of job opportunities every year for new entrants in the labor force. Considering the large number of new entrants in the labor force, entering every year is shown unemployment rate. I have made my choice to realize my scientific research in the field of rural – urban migration. I ask partly growing academic interest in the study of internal migration in less developed countries.

Keywords: Internal Migration; Urbanization; Human Mobility; Logistic models

1. The Aim of Topic

Giving the well-known difficulties that face the population of the district of Elbasan in finding a productive employment, it is important to study the characteristics of workers who migrate from rural areas to urban areas. Youth in rural, where the economic base is largely concentrated in agriculture, face with different problems of employment from those which faced the young people in urban areas, where the economic base is more variable. It is also important to examine what strategies follow the young people, men and women who live in rural areas where they face with limited economic opportunities. Most of research questions is related with the context of the village. What are the effects of migration in origin's villages? How do they cover the rural areas absence of a good part of population, especially the male? What are the effects of remittances on life's village and economy? What's the role of the returns from migration in the process of village modernization?

These are the keys of the research questions in this thesis. Some of these research questions will be answered through specific quantitative data, others from secondary sources or what is more important from specific studies. Some of the questions will be answered by intuitive side or interpretative, interpretation of the results of questionnaires.

The study that is made through questionnaires and through case studies that will ensure the socio - economic profile of migrants, their motivations to migrate, and aspirations for the future.

The main purpose of the study is to analyze the strategy that has been selected by rural migrants who face with limited economic opportunities in their villages, that is: rural – urban migration.

¹ Senior Lecturer, PhD, University of Elbasan, Faculty of Economy, Albania, E-mail: jbicoku@gmail.com.

² Professor, PhD, University of Tirana, Faculty of Economy, Corresponding author: fatmirmemaj@feut.edu.al; fmema@yahoo.com.

2. Objectives of Study

Objectives of study

Objectives of the study can be categorized in three big groups:

1. Process study of rural - urban mobility in Elbasan district.

- What are the strategies of motivation and choice of migration of rural migrants who migrate to urban areas, and how difference themselves these migrants from the other part of those who don't migrate, that stay in the village, and the migrants who choose other destinations to migrate?

1. Which are the mechanisms and networks of migration, for example in village conditions of origin, social and family networks, ways of traveling, and the type of migration (temporary, permanent, seasonal, return visits, etc.)?

- Which are basic features of demographic and socio - economic employees in rural areas?

2. Investigation of lifestyle conditions and work experience of rural migrants that work in Elbasan District:

- How are the experiences of migrants in urban labor markets, in structural terms, for example their role in the informal economy, and in terms of individual mobility of labor and the socio - economic progress?;
- How are the work conditions of migrants, including safety in the work environment, and compare these with the working conditions in their villages of origin, and other employees, non - migrants in similar sectors in the labor market in Elbasan?;
- How are the living conditions in urban labor markets, and how to compare these with the living conditions in their villages of origin?.

3. The examination of the economic aspects of rural - urban migration, with particular reference to the villages of origin, regional development plans and future of migrants' views:

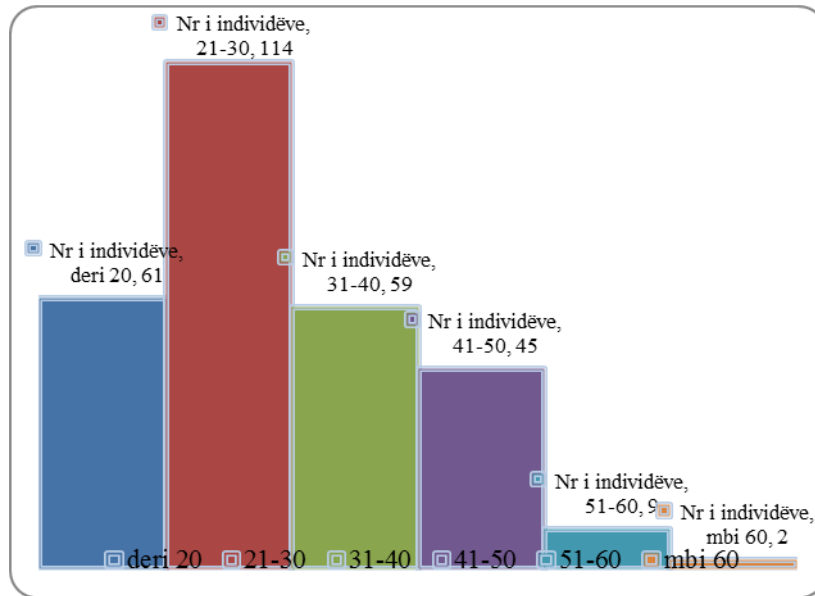
- Which are the income of migrants and how they affect these income in their community of origin?;
- What is the overall economic impact?;

3. The Results of the Questionnaire

To be enable the analysis of the topic we relied on results collected through questionnaires. For this reason 290 individs are interviewed in the district of Elbasan, for which collected a range of information to enable the achievement of a fair conclusion as to the basic hypothesis that we have built. The questionnaire consists of 5 sections, where in first section are taken some general information on individuals such as age, marital status, educational level and profession. In the second and third section is taken an, is taken an information on working conditions in Elbasan and country of origin. In the fourth section and the fifth one, is taken an information on family conditions and plans for the future. Given that our analysis will be based on the questionnaire then it will focus more in descriptive analyzes relying on some models to draw some conclusions as valid. In these conditions it is important to do some tests in advance the outcome of the survey description to get a full idea of the

selection is done and how the frequencies is taken an different variables grouped according to the respective subgroups.

Regarding the age of the respondents we have from 290 of asking age 21-30 are predominant, followed by age up to 20 years. From the graph we see that over 50 years old have a much smaller number than other intervals.



Graphic 1. Households by age group

To have a more complete information on the age of the individuals surveyed, the above information is presented in tabular form below, where the presentation is made in absolute values and in percentage to have a more complete idea of the respective intervals.

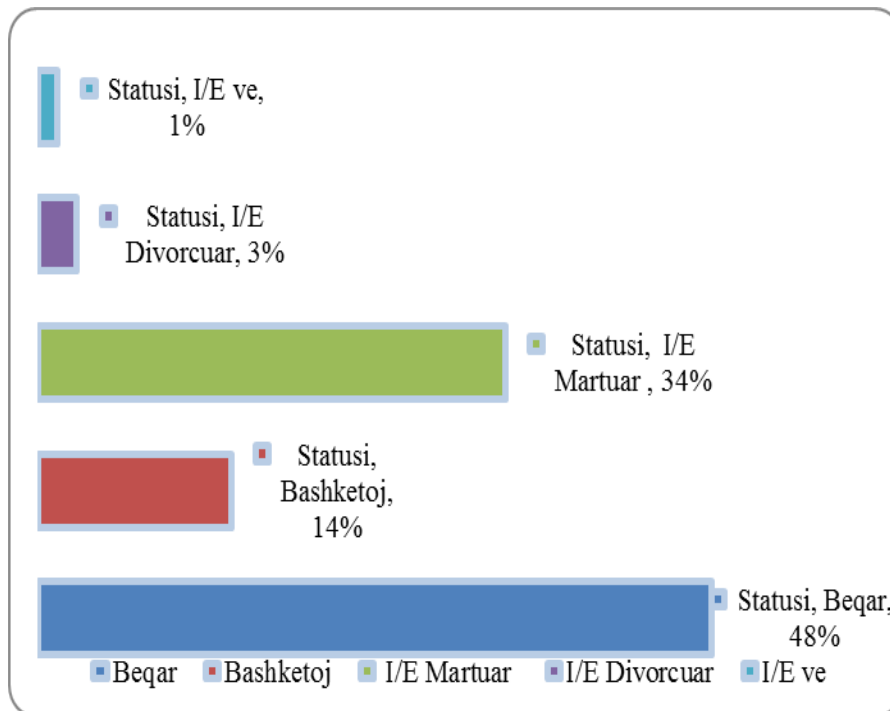
Table 1. Number of individuals by age group

Interval	No of individs	
Until 20	61	21%
21-30	114	39%
31-40	59	20%
41-50	45	16%
51-60	9	3%
Over 60	2	1%
		21%

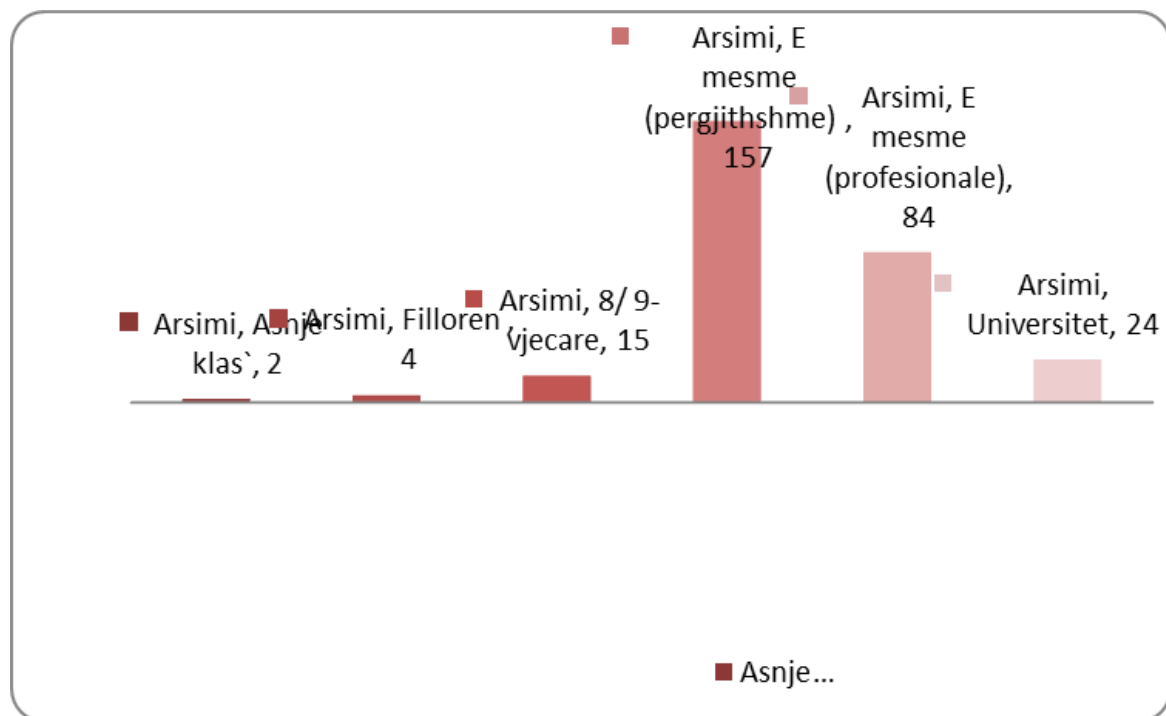
Regarding the status of respondents is note that the majority of respondents are single, who constitute almost 50% of their total, which in fact is expected because of the relatively young age that have the respondents from the analysis we made on the question above. We can see the results by status from the table and graph below.

Table 2. Number of individuals according to the status

Status	Nr	%
Single	140	48%
Live together	40	14%
Married	97	34%
Divorced	8	3%
Widow	4	1%

**Graphic 2. Households according to the status**

The educational level of incomes dominated by those who are with high school, from them 286 people who answered this question 241 are with high school. Within this group it is noted that the majority consists of those are with secondary general school. Also is noted the fact that from 290 respondents only 2 of them have no class or 0.7% of individuals that is an insignificant percentage. Regarding to the respondents only 24 of them makes us thinking that the university education cannot be an important factor to move in the city of Elbasan.



Graph 3. What is your highest level of education which have successfully completed

The first hypothesis that I will make is to determine that if is the underlying motive for the internal migration of job absence opportunities in rural areas, low incomes and difficult living conditions.

To prove this hypothesis will develop the analysis based on logistic models because these models have a statistical advantage when is dependent variable and will treat a dummy variable. As the dependent variable is taken "Have you made and other work before?" And have you previously worked in the country of origin, which takes only two values, and as such will be treated as a logistic model. Being a variable that is combined with two questions, we have created a new variable that takes the condition the individual has worked before, and have worked in the country of origin.

As an independent variable for analytical purposes will be take a group of variables but in the end will determine which the most important variables are. Variables that took into analysis are:

- Do you have a job or are you an ordinary worker?;
- How long have you been working in the current job? Months, years?;
- What is the average daily wage? (if will be completed)?;
- If you ever worked before in your village, and how was the daily wage that you took? (This variable is completed only from 17 individuals, that cannot be taken in the consideration);
- How many people are in your family?;
- Do you have a house in your ownership, in your name?;
- Do you have any agricultural land?;
- Do you have any of these things in your ownership in your family?.

The Model Results

From the model, we see that 285 individuals were included in the model. Because of we take only from those individuals who are answered the questionnaire, we see that we have no missing cases.

Table 1. Case Processing Summary

Unweighted Cases ^a		N	Percent
Selected Cases	Included in Analysis	285	100.0
	Missing Cases	0	.0
	Total	285	100.0
Unselected Cases		0	.0
Total		285	100.0

a. If the weight is in effect, see classification table for the total number of cases.

Table 2 shows us the options that are included in the model. In our case we have two values:

- 0 for persons who didn't work before in their village
- 1 to persons who have previously worked in their village

Table 2. Dependent Variable Encoding

Original Value	Internal Value
No	0
Yes	1

Table 3 shows us the number of persons for each of the above answers. In this case we estimated values but only real ones and for this purpose the estimated values are 0. This table does not have any great interest but can then refer only to see the estimated values with real ones.

Table 1. Classification Table

Observed		Predicted		
		P27		Percentage Correct
		0	1	
Step 0	Have you ever work in Jo	267	0	100.0
	your village? Po	18	0	.0
	Overall Percentage			93.7

Table 4 shows us if there is a statistically significant difference between people who answered no and yes, from where we note that there is a statistically significant difference. If the number of those who answered yes and no will be approximate then Wald test will take a small amount and the value of p (sig in the table would be greater than 0.05). In this case we would not have significant difference between the two groups. The table of interest is the value of $\text{Exp}\beta$ which indicates the probability that an individual has previously worked in the country of origin ($18/267 = 0,067$), or otherwise referred to as 1- 0067 to be shown the possibility that an individual not have previously worked in the village of origin.

Table 4. Variables in the Equation

	B	S.E.	Wald	Df	Sig.	Exp(B)
Step 0 Constant	-2.697	.244	122.648	1	.000	.067

Table 5. Variables not in the Equation

	Score	df	Sig.
Step 0 Variables P17	6.120	1	.013
P66	13.205	1	.000
P68	1.467	1	.226
P69	11.465	1	.001
P73_1	95.097	1	.000
Overall Statistics	108.072	5	.000

4. Conclusions

- Migration of labor from rural to urban areas is an important part of the process of urbanization in developing countries. Migration is the answer of the difference between areas that encourage individuals to leave, usually to benefit higher income and to ensure jobs or more security and more rights.
- Reasons for imbalance that cause migration are numerous and complex. Many of the migration causes related to countries that are in development, but the market, investment and other policies of industrialized countries can increase or to reduce the pressure of migration.
- The migration presents a diversification strategy, and mobility of rural residents is often explained as a result of push factors and pull factors.
- Push factors refer to factors that promote and cause despair and involuntary migration, for example the absence of land, while the pull factors refer to those factors that cause voluntary migration, for example, higher wages in urban areas.

5. References

- Bhagwati, J. & Srinivasan, T. (1974). On reanalyzing the Harris-Todaro model: Rankings in the case of sector specific Stidky wages. *Review of Economics and Statistics* 49(4), 480-86.
- American Economic Review, 64, pp. 502-8.
- Brigg, P. (1971). Migration to urban areas. *International Bank for Reconstruction and Development Staff Working Paper*, no. 107, 1973.
- ***Some economic interpretations of case studies of urban migration in developing countries. *IBRD Staff Working Paper*, no. 151.
- Byerlee, D. (1974). Rural-urban migration in Africa: Theory, policy and research implications. *International Migration Review*, 8, no. 4, p. 543-66.
- Portes, J. & French, S. (2005). The Impact of Free Movement of Workers from Central and Eastern Europe on the UK Labour Market: Early Evidence, *Department for Work and Pensions Working Paper*, 18.
- Barnum, H.N. & Sabot, R.H. (1975a). Education, employment probabilities and rural-urban migration in Tanzania. Paper presented at 1975 *World Congress Econometric Society*.
- Beals, R.E.; Levy, M.B. & Moses, L.N. (1967). *Migration, education and urban surplus labor*. Paris: OECD Development Center, Employment Series. Rationality and migration in Ghana.