

DIGITALES ARCHIV

ZBW – Leibniz-Informationszentrum Wirtschaft
ZBW – Leibniz Information Centre for Economics

Kolosok, Svitlana; Saher, Liudmyla; Kovalenko, Yevhen et al.

Article

Renewable energy and energy innovations : examining relationships using Markov switching regression model

Reference: Kolosok, Svitlana/Saher, Liudmyla et. al. (2022). Renewable energy and energy innovations : examining relationships using Markov switching regression model. In: Marketing i menedžment inovacij (2), S. 151 - 160.
https://mmi.fem.sumdu.edu.ua/sites/default/files/A610-2022-14_Kolosok-et-al.pdf.
doi:10.21272/mmi.2022.2-14.

This Version is available at:
<http://hdl.handle.net/11159/8947>

Kontakt/Contact

ZBW – Leibniz-Informationszentrum Wirtschaft/Leibniz Information Centre for Economics
Düsternbrooker Weg 120
24105 Kiel (Germany)
E-Mail: [rights\[at\]zbw.eu](mailto:rights[at]zbw.eu)
<https://www.zbw.eu/econis-archiv/>

Standard-Nutzungsbedingungen:

Dieses Dokument darf zu eigenen wissenschaftlichen Zwecken und zum Privatgebrauch gespeichert und kopiert werden. Sie dürfen dieses Dokument nicht für öffentliche oder kommerzielle Zwecke vervielfältigen, öffentlich ausstellen, aufführen, vertreiben oder anderweitig nutzen. Sofern für das Dokument eine Open-Content-Lizenz verwendet wurde, so gelten abweichend von diesen Nutzungsbedingungen die in der Lizenz gewährten Nutzungsrechte.

<https://zbw.eu/econis-archiv/termsfuse>

Terms of use:


This document may be saved and copied for your personal and scholarly purposes. You are not to copy it for public or commercial purposes, to exhibit the document in public, to perform, distribute or otherwise use the document in public. If the document is made available under a Creative Commons Licence you may exercise further usage rights as specified in the licence.

<https://doi.org/10.21272/mmi.2022.2-14>

JEL Classification: O30, Q41, Q42

Svitlana Kolosok,


Ph.D., Sumy State University, Ukraine

 ORCID ID, 0000-0002-5133-9878

email: s.kolosok@biem.sumdu.edu.ua

Liudmyla Saher,


Ph.D., Sumy State University, Ukraine

 ORCID ID, 0000-0002-5628-5477,

email: l.sager@kmm.sumdu.edu.ua

Yevhen Kovalenko,

Ph.D., Sumy State University, Ukraine

 ORCID ID, 0000-0002-2111-9372,

email: y.kovalenko@biem.sumdu.edu.ua

Milica Delibasic,

Ph.D., Mediterranean University, University of Montenegro, Montenegro

 ORCID ID, 0000-0003-1036-3836,

email: 23.mildel@gmail.com

Correspondence author: s.kolosok@biem.sumdu.edu.ua

RENEWABLE ENERGY AND ENERGY INNOVATIONS: EXAMINING RELATIONSHIPS USING MARKOV SWITCHING REGRESSION MODEL

Abstract. Accelerating the development of new energy infrastructure in the EU based on renewable energy sources is necessary for the targeted reduction of greenhouse gas emissions and increase in energy production from renewable sources. This article reviews current renewable energy development issues and research on energy innovations within the European energy policy. The effectiveness of energy generation from renewable resources and adaptation of energy innovations may be limited to the challenges of ensuring the flexibility of the pan-European energy system, as the development of energy storage systems and technologies to respond to demand is much slower than the development of renewable energy. Therefore, the study's primary purpose was to explain by mathematical modelling the determinism of variation in electricity production in the EU27 due to predictors of net electricity generation from certain types of renewable resources for 2017-2020. To identify the effects of the deployment of renewable energy in the EU27, a regression model of Markov switching for three regimes was chosen, consisting of selected predictors of clean energy generation from renewable sources (hydro, geothermal, wind, and solar). The statsmodels v0.13.2 toolkit in Python 3.10.5 was used to conduct this study. The variation between total electricity production and net electricity generation in the EU27 is not constant and depends on the mode of electricity production. That is, there is an asymmetry in the relationship between these parameters. The results also show that when the electricity generation rate in the EU27 is moderate, the net wind energy generation rate is not significant. Furthermore, the negative link between clean solar energy generation and electricity production in the EU is significant for all three regimes.

Keywords: European energy policy, sustainable development goals, green innovations, the efficiency of energy policy.

Introduction. Investment and innovation flows have accelerated significantly in the EU in recent years as part of the renewable energy deployment. The electricity generation increase was mainly due to wind and solar power, while the production of other renewable sources remained virtually unchanged (hydro, geothermal, or biofuels). According to Eurostat estimates, from 2000 to 2019, the power of wind energy generation increased fourteen times, and solar power generation 700 times over the same period. However, the capacity of renewable energy increase is not equivalent to the growth of electricity generation. Solar and wind energy production is variable and depends on weather conditions, seasons, and geographical location. The new plants do not operate at maximum capacity all the time. Still, the construction and expansion of the relevant energy infrastructure are needed to meet the EU's renewable

Cite as: Kolosok, S., Saher, L., Kovalenko, Y., & Delibasic, M. (2022). Renewable Energy and Energy Innovations: Examining Relationships Using Markov Switching Regression Model. *Marketing and Management of Innovations*, 2, 151–160. <http://doi.org/10.21272/mmi.2022.2-14>

151

Received: 15 January 2022

Accepted: 25 May 2022

Published: 30 June 2022



Copyright: © 2022 by the author. Licensee Sumy State University, Ukraine. This article is an open access article distributed under the terms and conditions of the Creative Commons Attribution (CC BY) license (<https://creativecommons.org/licenses/by/4.0/>).

energy targets (Eurostat, 2021).

The share of variable renewable energy sources is expected to increase further in the coming years. Due to large-scale investment in innovative wind energy technologies and the development of offshore wind farms, it is expected that wind energy will become the leading source of renewable energy in the EU. Such leadership in innovation for continuous transition meets the challenges of the flexibility ensuring of the pan-European energy system, the development of energy storage system, response technology on demand is much more accessible than the development of renewable energy (IEA, 2020). However, is wind energy the best option for investing in energy innovation compared to other renewable energy sources in terms of electricity generation in the EU? Furthermore, is wind energy generation better suited to the peak load conditions of the European energy system? Deepening the understanding and mathematical modelling of the renewable electricity generation components in the EU is needed. Therefore, this article aimed to explain the determinism of variation in electricity production in the EU27 due to predictors of clean electricity generation from certain renewable resources using mathematical modelling.

This study contains five sections. The second section reviews some of the issues surrounding the deployment of energy innovation and the transition to a carbon-neutral economy in Europe. In the third section, the authors described the data and research methods (regression model of Markov switching). The results of modelling electricity generation in the EU27 for the three modes of the Markov model are presented in the fourth section. Furthermore, the conclusions complete this study.

Literature Review. The innovative development issue is quite popular among scientists in various fields. Thus, Ayodele et al. (2019) investigated innovation as a driver in enhancing the interaction between internal and external factors of agricultural development. Introduction of innovative technologies into the educational process (Vorontsova et al., 2018) and changing of paradigm and requirements for skills and knowledge of graduates and employees, the transition to the concept of «lifelong learning» analyzed by (Tutar et al., 2019). Teletov et al. (2020) defined the role of innovative marketing tools in promoting industrial products. Syhyda et al. (2020) identified the relationship between innovation and Industry 4.0 as a basis for developing the Internet of Things and information transformation. The innovations in commercialization are well studied, particularly in terms of the innovative impact of intensive commercialization of the post-industrial economy on the country's competitive advantages in the global economic environment (Virchenko et al., 2021). Lyeonov et al. (2020), Chukwu and Kasztelnik (2021), and Didenko and Sidelyk (2021) analyze the innovative technologies introduced in the financial sector, which is inextricably linked with the functioning of the other national economy sectors and interdependent with the business environment parameters. Samoilikova (2020) demonstrates the study results of the world and European innovation development rankings, determines the financial policy indicators with the most significant impact on the dynamics of innovation, substantiates the causes of inadequate financial innovation security, formalizes functional relationships between competitiveness and innovation capacity, and between indicators of the country's innovation capacity and business and financial system development.

In their works, Zakharkin and Zakharkina (2014); Zakharkin (2019) research the industrial enterprises' innovative development, which is usually influential consumers of energy resources and is directly involved in the transition to a carbon-neutral economy. The authors analyze the impact of environmental factors on the enterprises' innovation activities; identify the structure-forming and priority sectoral vector of development; propose tools for stimulating and state support for innovation activities of industrial enterprises. Ojeda, F.A. analyzed the degree of innovation of countries using a strategic matrix that allows for assessing the behaviour of leading countries for each of the diamond points, identifying strengths and weaknesses of existing policies, tools to address them, priorities for each strategy to increase innovation. On this basis, the concept of «green innovation diamond» is defined.

Kolosok et al. (2021) conducted a comprehensive literature review of modern research in energy, sustainable development, and innovation. For a long time, renewable energy has played a significant role in the study of scientists. Many research results on renewable energy have been published in the scientific literature. However, the subject of research varies significantly from study to study. Wustenhagen et al. (2007) study the social preconditions necessary for developing alternative energy. Gielen et al. (2019) and Johnstone et al. (2010) reviewed the importance of renewable energy for forming an innovative energy system. Reducing the negative impact on the environment through introducing renewable energy technologies has been studied by Markewitz et al. (2012) and Horbach et al. (2012). Features of renewable energy generation and distribution, problems and prospects of development in the European Union, modelling the industry economic growth, etc. Apergis and Payne (2010, 2012), Dogan and Seker (2016), (Delucchi, 2007), (Demirbas, 2009), Haas et al. (2015), Hamilton (1989), Jacobsson and Bergek (2004), Jacobsson and Laube (2006), (Menegaki, 2011), Schiebahn et al. (2015), Suri et al. (2007) researched in his works.

The authors Vakulenko and Myroshnychenko (2015) identify two approaches to implementing energy efficiency policy and innovations in the economy's energy sector at the regional level. In their study, the authors evaluate each approach, identifying investment, environmental, social, and organizational aspects, and develop practical recommendations for improving the development and implementation of comprehensive programs in the energy-saving and energy efficiency field.

The study by Vakulenko and Myroshnychenko (2015) draws attention to the institutional environment's significant role in the energy sector's development. Pavlyk (2020a) agrees and examines the impact of institutional determinants on the energy efficiency gap in the economy and confirms this by analyzing statistics. The study by Newell et al. (1999), despite long-standing research, raises the still compelling question of the relationship between energy and the pace of innovation in the energy, national, and global economies.

Bhowmik (2019) will study how the current energy policy of rolling out environmentally friendly technologies affects CO₂ emissions and GDP per capita in the Scandinavian region. Balsalobre-Lorente et al. (2018) conducted research in the same direction. Given the importance of the institutional component in the implementation of energy policy, El Amri et al. (2020) argue that the control of greenhouse gas emission limits in the industrial sector economy creates new opportunities for promising economic development. The authors consider the most effective means of energy management aimed at changing the paradigm of energy development. Pavlyk (2020b) published similar results of the study on the energy efficiency gap. Many scientists are studying mechanisms for stimulating green innovation in energy. At the same time, considerable attention is paid to pricing instruments. Ley et al. (2016) study the Impact of Energy Prices on Green Innovation in detail.

Deployment of innovative energy technologies is possible only in the presence of a reliable evaluation system of their efficiency. It helps implement the most effective innovative projects in the energy sector. Lyulyov et al. (2021) and Kwilinski et al. (2022) studied the evaluation of innovative energy technologies, including smart grids. A study by Kwilinski et al. (2022) investigated the possibility of applying a universal approach to evaluating different energy innovations.

Methodology and research methods. Eurostat's monthly data cover the period from January 2017 to December 2020. The dependent variable - electricity generation in the EU27 - is determined by the electricity generation index, and, as shown in Table 1, four independent indices are included in the analysis. To obtain explicit data attributes, the authors decided to standardize them. All model parameters were standardized to facilitate their proportional contribution to the model optimization result. Z-score scaling (1) was used to equalize the mean values and the standard deviation for all variables in the data set:

$$x'_t = \frac{x_t - \mu}{\sigma} \quad (1)$$

where x_t – original vector of time variables t , μ – the average value of this variables vector, σ – its standard deviation.

After standardizing the data, graphs were constructed to select the best model for the parameters estimated by implementing multiple event modes (Figure 1). Let's consider the results of data standardization. We can see for the EU27 different seasonal peaks and troughs for the index of total electricity production and indices of clean energy generation from certain renewable resources (hydro, geothermal, wind, and solar).

Table 1. The input variables of the model

Indicator	Indicator description	Unit of measure
ei_m	The EU27 production of electricity	Gigawatt-hour (GWh)
nrg_h	The EU27 net electricity generation by hydropower	Gigawatt-hour (GWh)
nrg_g	The EU27 net electricity generation by geothermal power	Gigawatt-hour (GWh)
nrg_w	The EU27 net electricity generation by wind power	Gigawatt-hour (GWh)
nrg_s	The EU27 net electricity generation by solar power	Gigawatt-hour (GWh)

Sources: developed by the authors.

Given the frequent changes in the EU renewable energy deployment and hence the random nature of green energy driving innovations, the Markov-switching dynamic regression model was chosen to assess the effects of EU energy policy. The Markov-switching mechanism was first considered by Goldfeld and Quandt (1973). And then, Hamilton (1989) proposed a method for estimating this mechanism and presented a detailed analysis of the Markov-switching model. The model is widely used to evaluate different states of dynamic data and can be found in the works of Maneejuk et al. (2021), Temkeng and Fofack (2021), and Moutinho et al. (2022). In general, the Markov-switching model has the form as the follows (2):

$$y_t = c_s + x_t \alpha_s + z_t \beta_s + \varepsilon_s \quad (2)$$

where y_t – dependent variable that describes the dynamic behaviour of a data series in the time t ; c_s – free member regression for the regime $s = \{1, \dots, S\}$; x_t – vector of exogenous invariant variables in the time t ; α_s – invariant coefficients for the regime $s = \{1, \dots, S\}$; z_t – exogenous dependent variables vector for the regime $s = \{1, \dots, S\}$; β_s – dependent coefficients for the regime $s = \{1, \dots, S\}$; ε_s – is an i.i.d. normal error, taking into account the random nature of innovations in the energy sector for the regime $s = \{1, \dots, S\}$.

Also, the Markov-switching model can be written taking into account the dynamic nature of the modes s in the form below (3):

$$y_t \sim \begin{cases} f_1(y_t; x_t, \theta_1), s = 1 \\ \vdots \\ f_S(y_t; x_t, \theta_S), s = S \end{cases} \quad (3)$$

where f_i – sub model of the i -th regime $s = \{1, \dots, S\}$; θ_i – a set of dynamic model parameters that consider the random nature of innovations in the energy sector for the regime $s = \{1, \dots, S\}$.

According to the proposed model, the authors tested the determinism of variation in electricity production by predictors of the electricity net generation from certain types of renewable resources (hydro, geothermal, wind, and solar) in the EU27 by substantiating hypotheses (4):

$$\begin{aligned}
 H_0: & \beta_1 = \beta_2 = \dots = \beta_N = 0; \\
 H_a: & \exists \beta_i \neq 0, i = 2, \dots, N.
 \end{aligned}
 \tag{4}$$

To conduct this study, we used the statsmodels v0.13.2 toolkit in Python 3.10.5. Markov switching dynamic regression simulation for three modes was performed using this toolkit.

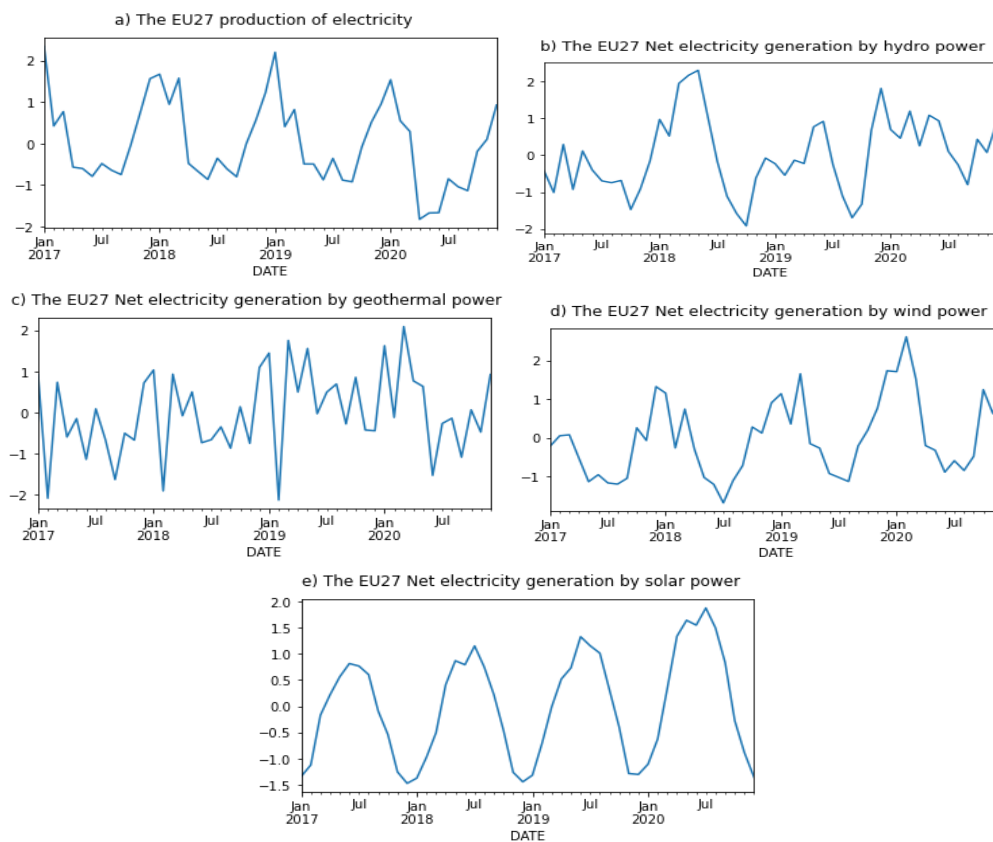


Figure 1. Comparing the input variables of the model

Sources: developed by the authors based on (Eurostat, 2022a, 2022b).

Results. Modelling was performed based on three modes to identify the effects of invariant and dependent characteristics of the innovative deployment of renewable energy in the EU27. Table 2 presents the Markov-switching dynamic regression modelling of electricity generation and selected predictors of energy generation from renewable energy sources (hydro, geothermal, wind, and solar) in the EU27. In this case, these three regimes can be considered to have low, moderate, and high levels of electricity production in the EU27. Fig. 2 shows the smoothed probabilities of each of the three modes.

Table 2. The results of Markov-switching dynamic regression modelling

Regime 0 parameters						
	coef	std err	z	P> z	[0.025	0.975]
const	-0.1370	0.017	-7.939	0.000	-0.171	-0.103
x1	0.0141	0.022	0.637	0.524	-0.029	0.057
x2	0.0050	0.029	0.169	0.866	-0.053	0.062
x3	-0.1004	0.039	-2.600	0.009	-0.176	-0.025
x4	-0.3115	0.048	-6.489	0.000	-0.406	-0.217
sigma2	0.0009	0.001	1.796	0.073	-8.36e-05	0.002
Regime 1 parameters						
	coef	std err	z	P> z	[0.025	0.975]
const	0.0056	0.040	0.138	0.890	-0.074	0.085
x1	-0.0889	0.053	-1.678	0.093	-0.193	0.015
x2	0.0687	0.051	1.356	0.175	-0.031	0.168
x3	0.3284	0.081	4.053	0.000	0.170	0.487
x4	-0.4399	0.060	-7.349	0.000	-0.557	-0.323
sigma2	0.0203	0.008	2.424	0.015	0.004	0.037
Regime 2 parameters						
	coef	std err	z	P> z	[0.025	0.975]
const	0.0380	0.070	0.541	0.588	-0.100	0.176
x1	0.2238	0.105	2.139	0.032	0.019	0.429
x2	0.2827	0.080	3.526	0.000	0.126	0.440
x3	-0.1789	0.112	-1.596	0.110	-0.399	0.041
x4	-1.2486	0.100	-12.504	0.000	-1.444	-1.053
sigma2	0.0910	0.031	2.890	0.004	0.029	0.153

Sources: developed by the authors based on (Eurostat, 2022a, 2022b).

Looking at the values of the selected coefficients in the results, we can write the model equation for a particular mode as follows:

– for mode 0 model parameters (5):

$$ei_m = -0.1370 + 0.0141 \cdot nrg_h + 0.005 \cdot nrg_g - 0.1004 \cdot nrg_w - 0.3115 \cdot nrg_s + \varepsilon_t \quad (5)$$

where $\varepsilon_t \sim N(0, 0.0009)$.

- for mode 1 model parameters (6):

$$ei_m = 0.0056 - 0.0889 \cdot nrg_h + 0.0687 \cdot nrg_g + 0.3284 \cdot nrg_w - 0.4399 \cdot nrg_s + \varepsilon_t \quad (6)$$

where $\varepsilon_t \sim N(0, 0.0203)$.

- for mode 2 model parameters (7):

$$ei_m = 0.0380 + 0.2238 \cdot nrg_h + 0.2827 \cdot nrg_g - 0.1789 \cdot nrg_w - 1.2486 \cdot nrg_s + \varepsilon_t \quad (7)$$

where $\varepsilon_t \sim N(0, 0.091)$.

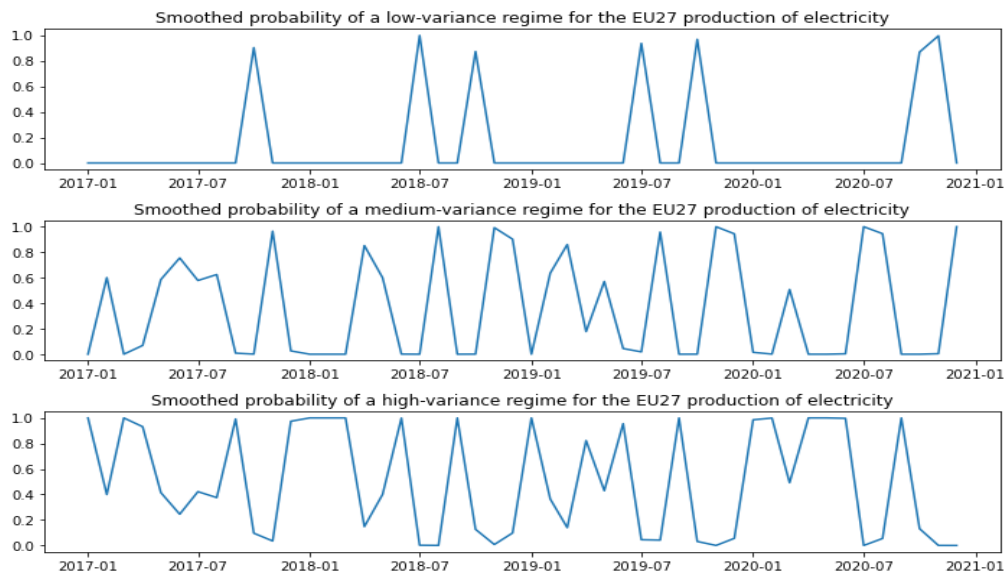


Figure 2. The smoothed probabilities of regimes

Sources: developed by the authors on the basis of (Eurostat, 2022a, 2022b).

The three-mode model analysis results show no relationship between all three modes of electricity generation and net hydropower generation. Net generation of geothermal energy does not affect the total electricity production in the EU27 in regimes 0 and 1, but it is related to electricity production in mode 2. The results also show that when the electricity generation factor in the EU27 is moderate in regime 1, the net wind energy generation factor is not significant. And for all three regimes, the negative link between clean solar energy generation and electricity production in the EU is substantial. That is, during the peaks of energy production (and hence - and its consumption), the generation of solar energy decreases, and during declines in energy production – it increases. This situation with unsustainable clean electricity generation in the EU27 still requires the deployment of additional balancing capacity to reduce generational fluctuations from renewable energy sources, usually covered by fossil energy sources, mainly natural gas and coal. Furthermore, the development of electricity storage systems to increase the energy systems' flexibility and reduce peak loads is still insufficient.

Conclusions. Expanding renewable energy sources in electricity generation is needed to achieve the EU's ambitious goals of building a climate-neutral economy. In recent decades, the capacity structure for electricity generation in the EU has changed dramatically through innovations in wind and solar energy. Due to this, the share of nuclear power in the EU electricity production has been reduced, while the capacity for generating energy from renewable sources has increased.

This paper examines the determinism of variation in electricity production in the EU27 due to predictors of net electricity generation from certain types of renewable resources from January 2017 to December 2020. The study assumed that there are three regimes for electricity generation in the EU27: low, moderate, and high. A regression model of Markov switching was used for empirical estimation. The empirical study's results allowed us to understand better the nature of variation in electricity production in the EU27. The level of variation between total electricity production and net electricity generation from certain types of renewable resources (hydro, geothermal, wind, and solar) in the EU27 is not constant. It depends on the mode of electricity production. That is, there is an asymmetry in the relationship between

these parameters. The results also show that when the electricity generation rate in the EU27 is moderate, the net wind energy generation rate is not significant. And for all three regimes, the negative link between clean solar energy generation and electricity production in the EU is substantial. As the renewable energy introduction is well ahead of the energy storage systems deployment, there is an urgent need further to increase the flexibility of the EU energy system.

Author Contributions: conceptualization, L. S.; methodology, S. K.; software, S. K.; validation, S. K.; formal analysis, S. K.; investigation, S. K.; resources, Y. K.; data curation, M. D.; writing-original draft preparation, L. S.; writing-review and editing, S. K.; visualization, S. K.; supervision, S. K.; funding acquisition, S. K., L. S. and Y. K.

Funding: This research was funded by the European Union (the project No. 101048079 – EU4SmartED – ERASMUS-JMO-2021-HEI-TCH-RSCH); by the Ministry of Education and Science of Ukraine (projects No. 0122U000788; No. 0120U102002; No. 0122U000769).

References

- Apergis, N., & Payne, J. E. (2010). Renewable energy consumption and economic growth: Evidence from a panel of OECD countries. *Energy Policy*, 38(1), 656-660. [\[Google Scholar\]](#) [\[CrossRef\]](#)
- Apergis, N., & Payne, J. E. (2012). Renewable and non-renewable energy consumption-growth nexus: Evidence from a panel error correction model. *Energy Economics*, 34(3), 733-738. [\[Google Scholar\]](#) [\[CrossRef\]](#)
- Ayodele, O. J., Innocent, I. O., & Garba, S. J. (2019). Innovation as a Mediating of Relationship Between Internal and External Environment in Agribusiness Performance. *Marketing and Management of Innovations*, 1, 196-207. [\[Google Scholar\]](#) [\[CrossRef\]](#)
- Balsobre-Lorente, D., Shahbaz, M., Roubaud, D., & Farhani, S. (2018). How do economic growth, renewable electricity and natural resources contribute to CO2 emissions?. *Energy policy*, 113, 356-367. [\[Google Scholar\]](#) [\[CrossRef\]](#)
- Bhowmik, D. (2019). Decoupling CO2 Emissions in Nordic countries: Panel Data Analysis. *SocioEconomic Challenges*, 3(2), 15-30. [\[Google Scholar\]](#) [\[CrossRef\]](#)
- Chukwu, A.O., Kasztelnik, K. (2021). Innovative Strategies For Social-Economic Development Financial Strategies In The Development Country. *SocioEconomic Challenges*, 5(1), 44-65. [\[Google Scholar\]](#) [\[CrossRef\]](#)
- Delucchi, M. A., & Jacobson, M. Z. (2011). Providing all global energy with wind, water, and solar power, part II: Reliability, system and transmission costs, and policies. *Energy Policy*, 39(3), 1170-1190. [\[Google Scholar\]](#) [\[CrossRef\]](#)
- Demirbas, A. (2007). Importance of biodiesel as transportation fuel. *Energy Policy*, 35(9), 4661-4670. [\[Google Scholar\]](#) [\[CrossRef\]](#)
- Demirbas, A. (2009). Political, economic and environmental impacts of biofuels: A review. *Applied Energy*, 86(SUPPL. 1), S108-S117. [\[Google Scholar\]](#) [\[CrossRef\]](#)
- Didenko, I., & Sidelynyk, N. (2021). Insurance Innovations as a Part of the Financial Inclusion. *Business Ethics and Leadership*, 5(1), 127-135. [\[Google Scholar\]](#) [\[CrossRef\]](#)
- Dogan, E., & Seker, F. (2016). Determinants of CO2 emissions in the European Union: The role of renewable and non-renewable energy. *Renewable Energy*, 94, 429-439. [\[Google Scholar\]](#) [\[CrossRef\]](#)
- Fernando Alonso Ojeda, C. (2021). Cybersecurity, An Axis On Which Management Innovation Must Turn In The 21st Century. [\[Google Scholar\]](#)
- El Amri, A., Boutti, R., Oulfarsi, S., Rodhain, F., & Bouzahir, B. (2020). Carbon financial markets underlying climate risk management, pricing and forecasting: Fundamental analysis. *Financial Markets, Institutions and Risks*, 4(4), 31-44. [\[Google Scholar\]](#) [\[CrossRef\]](#)
- Eurostat (2021). *Electrical capacity for wind and solar photovoltaic power - statistics*. Retrieved from [\[Link\]](#)
- Eurostat (2022a). *Energy - monthly data [ei_isen_m]*. Retrieved from [\[Link\]](#)
- Eurostat (2022b). *Net electricity generation by type of fuel - monthly data [nrg_cb_pem]*. Retrieved from [\[Link\]](#)
- Gielen, D., Boshell, F., Saygin, D., Bazilian, M. D., Wagner, N., & Gorini, R. (2019). The role of renewable energy in the global energy transformation. *Energy Strategy Reviews*, 24, 38-50. [\[Google Scholar\]](#) [\[CrossRef\]](#)
- Goldfeld, S.M. & R.E. Quandt (1973). A Markov model for switching regressions, *Journal of Econometrics*, 1, 3-15. [\[Google Scholar\]](#) [\[CrossRef\]](#)
- Haas, W., Krausmann, F., Wiedenhofer, D., & Heinz, M. (2015). How circular is the global economy?: An assessment of material flows, waste production, and recycling in the European Union and the world in 2005. *Journal of Industrial Ecology*, 19(5), 765-777. [\[Google Scholar\]](#) [\[CrossRef\]](#)
- Hamilton, J. D. (1989). A new approach to the economic analysis of nonstationary timeseries and the business cycle, *Econometrica*, 57, 357-384. [\[Google Scholar\]](#) [\[CrossRef\]](#)

- Horbach, J., Rammer, C., & Rennings, K. (2012). Determinants of eco-innovations by type of environmental impact - the role of regulatory push/pull, technology push, and market pull. *Ecological Economics*, 78, 112-122. [[Google Scholar](#)] [[CrossRef](#)]
- IEA (2020). *European Union 2020*. IEA, Paris. Retrieved from [[Link](#)]
- Jacobsson, S., & Bergek, A. (2004). Transforming the energy sector: The evolution of technological systems in renewable energy technology. *Industrial and Corporate Change*, 13(5), 815-849. [[Google Scholar](#)] [[CrossRef](#)]
- Jacobsson, S., & Lauber, V. (2006). The politics and policy of energy system transformation - explaining the german diffusion of renewable energy technology. *Energy Policy*, 34(3), 256-276. [[Google Scholar](#)] [[CrossRef](#)]
- Johnstone, N., Haščič, I., & Popp, D. (2010). Renewable energy policies and technological innovation: Evidence based on patent counts. *Environmental and Resource Economics*, 45(1), 133-155. [[Google Scholar](#)] [[CrossRef](#)]
- Kolosok, S., Bilan, Y., Vasylieva, T., Wojciechowski, A., & Morawski, M. (2021). A scoping review of renewable energy, sustainability and the environment. *Energies*, 14(15). [[Google Scholar](#)] [[CrossRef](#)]
- Kwilinski, A., Lyulyov, O., Dzwigol, H., Vakulenko, I., & Pimonenko, T. (2022). Integrative smart grids' assessment system. *Energies*, 15(2). [[Google Scholar](#)] [[CrossRef](#)]
- Ley, M., Stucki, T., & Woerter, M. (2016). The Impact of Energy Prices on Green Innovation. *The Energy Journal*, 37(1), 41-75. [[Google Scholar](#)] [[CrossRef](#)]
- Lyeonov, S; Bilan, Y., Rubanov, P., Dovaliene, A., & Marjanski, A. (2020). *Correlation Links of Innovations in Financial Services and Business Environment Development*. 35th International-Business-Information-Management-Association Conference (IBIMA). 8498-8513.
- Lyulyov, O., Vakulenko, I., Pimonenko, T., Kwilinski, A., Dzwigol, H., & Dzwigol-Barosz, M. (2021). Comprehensive assessment of smart grids: Is there a universal approach? *Energies*, 14(12). [[Google Scholar](#)] [[CrossRef](#)]
- Maneejuk, P., Thongkairat, S., & Srichaikul, W. (2021). Time-varying co-movement analysis between COVID-19 shocks and the energy markets using the Markov Switching Dynamic Copula approach. *Energy Reports*, 7, 81-88. [[Google Scholar](#)] [[CrossRef](#)]
- Markewitz, P., Kuckshinrichs, W., Leitner, W., Linssen, J., Zapp, P., Bongartz, R., ... & Muller, T. E. (2012). Worldwide innovations in the development of carbon capture technologies and the utilization of CO 2. *Energy & environmental science*, 5(6), 7281-7305. [[Google Scholar](#)]
- Menegaki, A. N. (2011). Growth and renewable energy in Europe: A random effect model with evidence for neutrality hypothesis. *Energy Economics*, 33(2), 257-263. [[Google Scholar](#)] [[CrossRef](#)]
- Moutinho, V., Oliveira, H., & Mota, J. (2022). Examining the long term relationships between energy commodities prices and carbon prices on electricity prices using Markov Switching Regression. *Energy Reports*, 8, 589-594. [[Google Scholar](#)] [[CrossRef](#)]
- Newell, R. G., Jaffe, A. B., & Stavins, R. N. (1999). The induced innovation hypothesis and energy-saving technological change. *Quarterly Journal of Economics*, 114(3), 941-975. [[Google Scholar](#)] [[CrossRef](#)]
- Ojeda, F.A. (2021). Origin, Use and Meaning of the Innovation Diamond. *Business Ethics and Leadership*, 5(4), 48-58. [[Google Scholar](#)] [[CrossRef](#)]
- Pavlyk, V. (2020a). Assessment of green investment impact on the energy efficiency gap of the national economy. *Financial Markets, Institutions and Risks*, 4(1), 117-123. [[Google Scholar](#)] [[CrossRef](#)]
- Pavlyk, V. (2020b). Institutional Determinants Of Assessing Energy Efficiency Gaps In The National Economy. *SocioEconomic Challenges*, 4(1), 122-128. [[Google Scholar](#)] [[CrossRef](#)]
- Samoilikova, A. (2020). Financial Policy of Innovation Development Providing: The Impact Formalization. *Financial Markets, Institutions and Risks*, 4(2), 5-15. [[Google Scholar](#)] [[CrossRef](#)]
- Schiebahn, S., Grube, T., Robinius, M., Tietze, V., Kumar, B., & Stolten, D. (2015). Power to gas: Technological overview, systems analysis and economic assessment for a case study in germany. *International Journal of Hydrogen Energy*, 40(12), 4285-4294. [[Google Scholar](#)] [[CrossRef](#)]
- Suri, M., Huld, T. A., Dunlop, E. D., & Ossenbrink, H. A. (2007). Potential of solar electricity generation in the european union member states and candidate countries. *Solar Energy*, 81(10), 1295-1305. [[Google Scholar](#)] [[CrossRef](#)]
- Syhyda, L., and Bondarenko, A. (2020). Innovations and Industry 4.0: A Bibliometric Analysis. *Business Inform* 6:40-48. [[Google Scholar](#)] [[CrossRef](#)]
- Teletov, A., Letunovska, N., & Lazorenko, V. (2020). Innovations in Online Advertising Management of Ukrainian Business Entities. *International Journal of Advanced Trends in Computer Science and Engineering*. 9. 272-279. [[Google Scholar](#)]
- Temkeng, S. D., & Fofack, A. D. (2021). A Markov-switching dynamic regression analysis of the asymmetries related to the determinants of US crude oil production between 1982 and 2019. *Petroleum Science*, 18(2), 679-686. [[Google Scholar](#)] [[CrossRef](#)]
- Tutar, H., Karademir, O., Guler, S. & Tutar, S. (2019). Management of Innovations in Education: Students Satisfaction and Career Adoptability. *Marketing and Management of Innovations*, 4, 321-335. [[Google Scholar](#)] [[CrossRef](#)]
- Vakulenko, I., & Myroshnychenko, I. (2015). Approaches to the organization of the energy efficient activity at the regional level in the context of limited budget resources during the transformation of energy market paradigm. *Environmental and Climate Technologies*, 15(1), 59-76. [[Google Scholar](#)]
- Virchenko, V., Petrunia, Yu., Osetskiy, V., Makarenko, M., & Sheludko, V. (2021). Commercialization of Intellectual Property: Innovative Impact on Global Competitiveness of National Economies. *Marketing and Management of Innovations*, 2, 25-39. [[Google Scholar](#)] [[CrossRef](#)]

S., Kolosok, L., Saher, Y., Kovalenko, M., Delibasic. Renewable Energy and Energy Innovations: Examining Relationships Using Markov Switching Regression Model

- Vorontsova, A. S., Lieonov, S. V., Vasylieva, T. A., & Artiukhov, A. Y. (2018). Innovations in the financing of lifelong learning system: expenditure optimization model. *Marketing and Management of Innovations*, 2, 218-231. [[Google Scholar](#)] [[CrossRef](#)]
- Wustenhagen, R., Wolsink, M., & Burer, M. J. (2007). Social acceptance of renewable energy innovation: An introduction to the concept. *Energy Policy*, 35(5), 2683-2691. [[Google Scholar](#)] [[CrossRef](#)]
- Zakharkin, O. O., Basantsov, I. V., Myroshnychenko, I. O., & Shcherbachenko, V. O. (2019). Analysis of the innovative development directions for industrial enterprises. *Espacios*, 40(27). [[Google Scholar](#)]
- Zakharkin, O., & Zakharkina, L. (2014). Enterprise's innovation development strategy substantiation and its AIMS. *Economic Annals-XXI*, 7-8, 76-79. [[Google Scholar](#)]

Світлана Колосок, к.е.н., доцент, Сумський державний університет, Україна

Людмила Сагер, к.е.н., доцент, Сумський державний університет, Україна

Євген Коваленко, к.е.н., Сумський державний університет, Україна

Міліса Делібасіс, Ph.D, Середземноморський університет, Черногорський університет, Черногорія

Відновлювана енергетика та енергетичні інновації: дослідження взаємозв'язків за допомогою регресійної моделі перемикання маркова

Прискорення розбудови нової енергетичної інфраструктури в країнах ЄС на базі відновлюваних джерел енергії є необхідною умовою цільового скорочення викидів парникових газів та збільшення обсягу виробництва енергії з відновлюваних джерел. У цій статті виконано огляд актуальних питань розвитку сфери відновлюваної енергетики та дослідження енергетичних інновацій у межах європейської енергетичної політики. Результативність генерації енергії з відновлюваних ресурсів, адаптації енергетичних інновацій може обмежуватися викликами забезпечення гнучкості пан-європейської енергетичної системи, оскільки розвиток систем акумулювання енергії, технологій реагування на попит відбувається значно повільніше, ніж розвиток відновлюваної енергетики. Тому основною метою дослідження було пояснення засобами математичного моделювання детермінованості варіації виробництва електроенергії в ЄС27 за рахунок предикторів чистої генерації електроенергії з окремих видів відновлюваних ресурсів за 2017-2020 роки. Для виявлення ефектів розгортання інновацій у сфері відновлюваної енергетики в ЄС27 була обрана регресійна модель перемикання Маркова для трьох режимів, що складалася з обраних предикторів чистої генерації енергії з відновлюваних джерел (гідро, геотермальної, вітра та сонця). Для проведення даного дослідження застосовувався інструментарій statsmodels v0.13.2 у середовищі Python 3.10.5. Рівень варіації між загальним обсягом виробництвом електроенергії та обсягами чистої генерації електроенергії в ЄС27 не є постійними та залежать від режиму виробництва електроенергії. Тобто існує асиметрія взаємозв'язку між цими параметрами. Результати також свідчать про те, що коли коефіцієнт виробництва електроенергії в ЄС27 є помірний, коефіцієнт чистої генерації енергії вітру не є значущим. І для всіх трьох режимів є значущим негативний зв'язок між чистою генерацією енергії сонця та виробництвом електроенергії в ЄС.

Ключові слова: європейська енергетична політика, цілі сталого розвитку, зелені інновації, ефективності енергетичної політики.