

DIGITALES ARCHIV

ZBW – Leibniz-Informationszentrum Wirtschaft
ZBW – Leibniz Information Centre for Economics

Popsa, Roxana Elena

Article

Developments on the international hotel chain market

Expert journal of business and management

Provided in Cooperation with:

Expert Journal of Business and Management

Reference: Popsa, Roxana Elena (2018). Developments on the international hotel chain market. In:
Expert journal of business and management 6 (2), S. 141 - 146.

This Version is available at:

<http://hdl.handle.net/11159/3841>

Kontakt/Contact

ZBW – Leibniz-Informationszentrum Wirtschaft/Leibniz Information Centre for Economics
Düsternbrooker Weg 120
24105 Kiel (Germany)
E-Mail: [rights\[at\]zbw.eu](mailto:rights[at]zbw.eu)
<https://www.zbw.eu/econis-archiv/>

Standard-Nutzungsbedingungen:

Dieses Dokument darf zu eigenen wissenschaftlichen Zwecken und zum Privatgebrauch gespeichert und kopiert werden. Sie dürfen dieses Dokument nicht für öffentliche oder kommerzielle Zwecke vervielfältigen, öffentlich ausstellen, aufführen, vertreiben oder anderweitig nutzen. Sofern für das Dokument eine Open-Content-Lizenz verwendet wurde, so gelten abweichend von diesen Nutzungsbedingungen die in der Lizenz gewährten Nutzungsrechte.
<https://zbw.eu/econis-archiv/termsfuse>

Terms of use:

This document may be saved and copied for your personal and scholarly purposes. You are not to copy it for public or commercial purposes, to exhibit the document in public, to perform, distribute or otherwise use the document in public. If the document is made available under a Creative Commons Licence you may exercise further usage rights as specified in the licence.

Developments on the International Hotel Chain Market

Roxana Elena POPȘA *

Lucian Blaga University of Sibiu, Romania

Tourism is a mass phenomenon, and as a result, the number of accommodation capacities has increased enormously in recent years, especially in hotel groups, whether integrated or voluntary. Currently, a large part of hotel chains has subsidiaries around the world and covers major aspects of international tourism demand through their own distribution systems. Under these circumstances, this paper aims to analyse the global evolution of the main hotel chains, while also presenting performance issues, including average daily rate (ADR), and occupancy rate.

Keywords: hotel chains, tourism market, performance

JEL Classification: L83

1. Introduction

Globally, the development of the hotel industry had to consider the increasing need for tourist services of the population, which started to have faster means of transport that allowed them to reach the holiday destinations in a very short time, but also the availability to allocate an important amount of money for high quality travel services.

The degree of development of the hotel industry in a country is a true barometer for the quality of life, political stability, overall economic development, civilization in general. In this context, hotel chains represent a vital part of the industry, contributing significantly to its continued development and to the growth of the economy.

The link between tourism and the hotel industry is complex and takes place in both directions. On the one hand, the hotel industry develops, increases quantitatively and structurally as a result of tourist traffic, and on the other hand, the development of tourism is conditioned by the existence of accommodation spaces, their equipment, the quality and variety of the offered services.

The hotel industry also plays an important role in highlighting the tourist heritage by attracting different areas to the economic circuit, as areas rich in tourist attractions may remain out of tourist interest due to inappropriate equipment and vice versa.

Knowing the relationship between tourism and hotel industry has a special value for investing and directing the development of the hotel sector. Thus, worldwide, the accommodation activity is continually

* Corresponding Author:

Roxana Elena Popșa, Faculty of Economic Sciences, Lucian Blaga University of Sibiu, Romania

Article History:

Received 4 September 2018 | Accepted 27 October 2018 | Available Online 5 November 2018

Cite Reference:

Popșa, R.E, 2018. Developments on the International Hotel Chain Market. *Expert Journal of Business and Management*, 6(2), pp.141-146.

improving, adapting to the requirements of the tourist movement, meaning that the process of developing the activities in this field must be correlated with the changing needs of the profile market.

2. Hotel Chain Market Developments in the Current Economic Context

Currently, the hotel chains that lead the global revenue industry are Marriott International, Inc., Hilton, AccorHotels, and as a number of rooms, four hotel chains have exceeded 700,000 rooms, including: Marriott International Inc. with 1,444,096 rooms in 7,557 hotels; Hilton Worldwide Holdings with 997,922 rooms in 6,035 hotels; Intercontinental Hotel Group with 944,585 rooms in 6,282 hotels and Wyndham Hotel Group with 794,700 rooms in 8,670 hotels.

2.1. Theoretical Aspects Regarding Hotel Chains

From an organizational point of view hotel chains have the attributes of multinational enterprises and share the characteristics of service industry organisations (Ivanova and Ivanov, 2015). The literature abounds in studies of hotel chains, most of them dedicated to the process of their global expansion (Chen and Dimou, 2005; Altinay, 2007; Alon et al., 2012; García de Soto-Camacho and Vargas-Sánchez, 2015).

According to some authors (O'Neill and Carbaeck, 2010) the most important benefit of being a hotel chain, is the brand, which ensures greater market visibility, and it can be considered the ground of the global development.

The necessity to establish networks, like joining a hotel chain, can be a way to overcome the competition and to generate synergy effects for independent properties (Claver-Cortez et al, 2009).

Over the years, two fundamental categories of hotel chains have been established worldwide: voluntary chains, grouping independent hotels and integrated hotel chains. Independence refers to the legal, financial and patrimonial autonomy of the hotel business as a stand-alone entity (Lupu, 2003).

Under these circumstances, the value of the hotel chain concept includes: real estate purchases, construction and design facilities, franchise, operational management, human resources management, marketing and sales, reservations and information, administration control, customer service.

2.2. Global Trends on the International Hotel Chain Market

The hotel industry is a component part of a large group of activities which function under the umbrella of tourism. In this context, tourism refers to all the industries that provide the necessary and essential services for people traveling. These services may include: transportation, travel agencies, car rental; dining facilities; accommodation (conference rooms, guest houses, hotels, etc.); facilities for spending free time; specific stores.

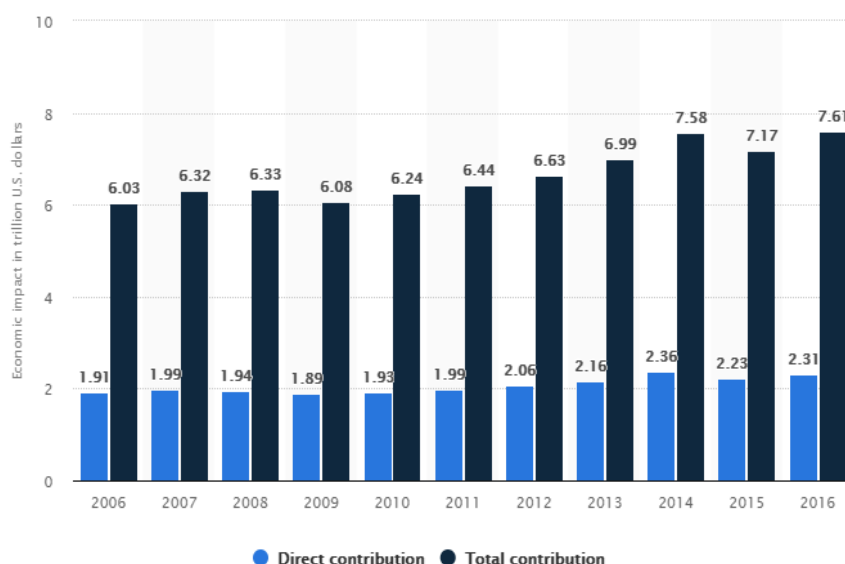


Figure 1. The direct and total contribution of tourism to the global economy from 2006 to 2016

Source: Statistica.com, 2018a

The direct contribution of tourism includes accommodation, transport, entertainment and the attractions of these industries: hotel services, food and beverage services, retail, transport and cultural services, sports and leisure services. In recent years, the tourism industry has contributed annually to the world economy by about seven trillion US dollars, approaching 8 trillion in 2016. A highly profitable and valuable industry

for the global economy, travel and tourism has a direct economic impact of two billion dollars every year. Regarding the contribution in this area, it should be stated that North America has the highest impact, closely followed by the European Union and North-East Asia. At the opposite, regions such as North Africa and Sub-Saharan Africa have the lowest impact on the global economy.

The hotel sector is proving to be a dynamic and complex sector of the global economy. The dynamism of the hotel sector is given by its multiple possibilities of asserting it worldwide, of scientific innovations, of economic growth, of the globalization of the economy, and finally of the dynamism of world tourism.

The complexity of the hotel sector is given by the plurality of location countries (there is practically no country without hotels), the variety of ownership and association forms, close interdependence with other sectors of the world economy and the global network of connections.

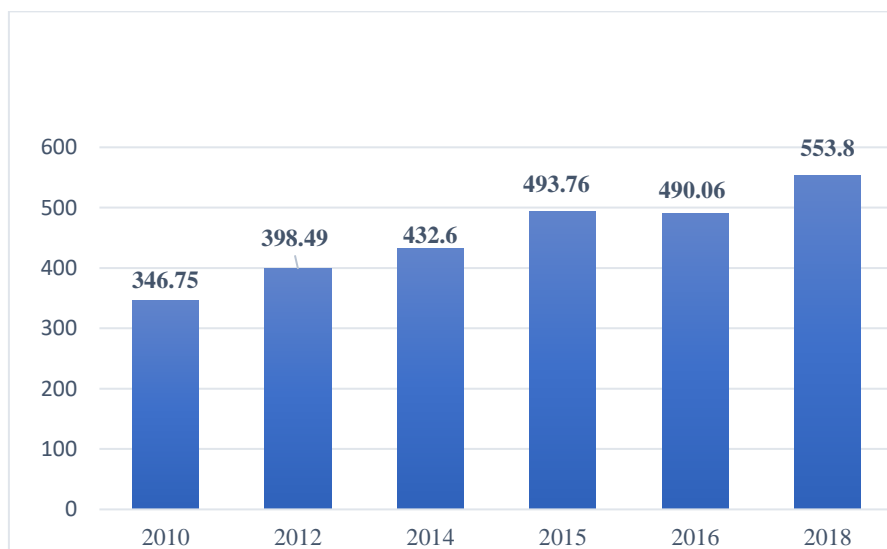


Figure 2. Evolution of global income in the hotel industry, 2010 – 2018 (billion dollars)

Source: Statistica.com, 2018b

Analyzing the data contained in the figure above, we see an upward trend in the global hotel income, namely a 60% increase in revenue over the period 2010-2018. In this context, it should be stated that in 2015, the hotel chain that contributed most to the global income, was InterContinental Hotels Group, which in 2015 made \$24 billion in over 4800 of hotels, closely followed by Hilton Worldwide and Marriott International with 4,278 and 4,424 hotels around the world.

In terms of market evolution of integrated hotel chains, we can see by looking at Figure 3 that following its merger with Starwood Hotels, which has allowed its portfolio to exceed one million rooms, Marriott International has strengthened its leadership position in 2017, counting 1,169,902 rooms.

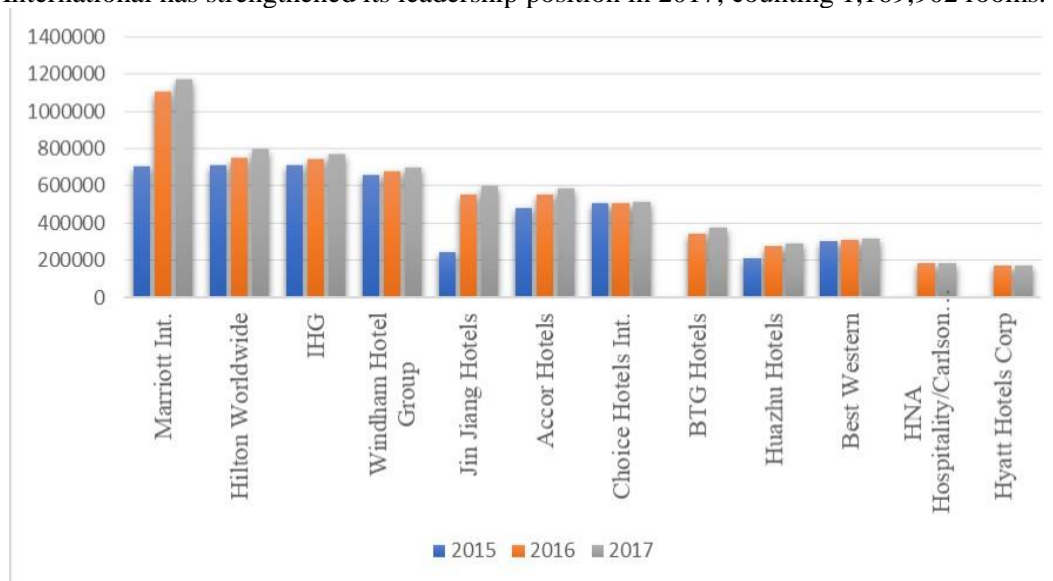


Figure 3. Evolution of integrated hotel chains

Source: Hospitality ON – 2017

Thanks to the development of the Hampton Inn, DoubleTree and Garden Inn brands, the Hilton Worldwide Hotel chain has seen a 6% increase in accommodation offer, ranking second.

The IHG, which declined from its third position in 2016, registered a 3.1% increase in accommodation offer, followed by the Wyndham Hotel Group.

Significant changes were recorded also, by the hotel groups in China. For example, Jin Jiang registered in 2017 an increase of 8.4%, BTG, 10% and Huazhu a 12.9% increase. Finally, Hyatt Hotel Corp is again in 12th place, with a 7.3% increase in its offer.

Indicators for performance analysis in the hotel industry are the average daily rate (ADR), and occupancy rate of a hotel. To obtain the most accurate indication of performance, these benchmarks should be analysed together.

In 2017, Europe had the highest hotel occupancy rate in the world, 71.9%, followed by the Asia Pacific region with a 70.9% rate. At the same time, the lowest occupancy rate (62.1%) was recorded by Middle East/Africa (see figure 4).

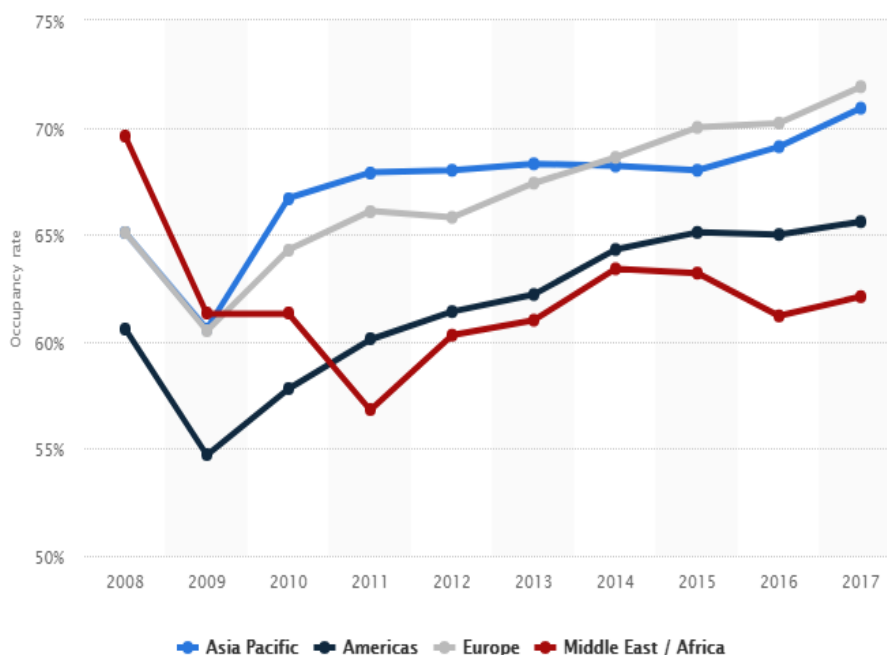


Figure 4. Global hotel occupancy rate by region, 2008-2017

Source: Statistica.com, 2018c

Each region presented in the above figure, summarizes several sub-regions:

- Asia Pacific: Central Asia and South Asia, North-East Asia, Southeast Asia, Australia and Oceania;
- America: North America, the Caribbean, Central America and South America;
- Europe: Eastern Europe, Northern Europe, Southern Europe and Western Europe;
- Middle East / Africa: Middle East, North Africa and South Africa.

For 2018, the global hoteliers estimate that, compared to 2017, the hotel rates will increase with 2.8%. Analyzing the figure bellow, we can see that the highest increase it is expected to be registered in North America – namely 3.5% compared to the previous year – at the opposite, Europe will record the lowest growth in the four analysed regions – 1.4% compared to 2017.

However, in terms of average daily rates, the Middle East and Africa were by far the most expensive region with a 140.94 US dollars rate, followed by the two Americas with an average daily rate of 126.43 dollars.

In the United States, the hotel industry generated revenue of 199.3 billion dollars, with a hotel occupancy rate of 65.9% and an average daily rate of 126.72 dollars. The most expensive city was Boston, with a daily average rate of 266 US dollars, followed by New York with \$ 258.

Therefore, we are witnessing to a development of hotel chains on the international market, and in what concerns the registered revenues, the chains that lead the global hotel industry are: Marriott International, Inc.; Hilton; AccorHotels; Wyndham Hotel Group; Hyatt Hotels Corporation; Jin Jiang International Hotel Management Co. Ltd.

And at the level of the hotel chains, Marriott International Inc is ranked first, after buying Starwood Hotels & Resorts Worldwide with \$ 12,200 million. Marriott has reached over 1,400,000 rooms in over 7,557 hotels. Hilton Worldwide Holdings ranked second with 997,992 rooms in 6,036 hotels.

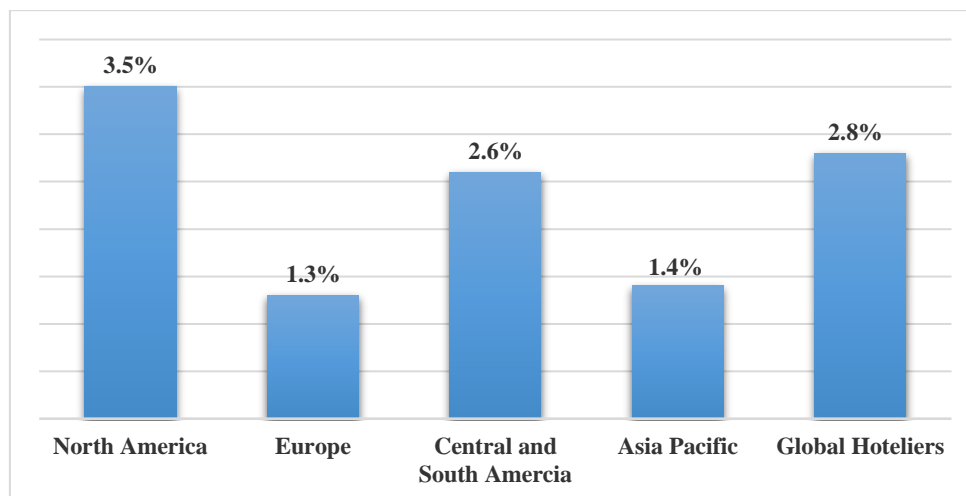


Figure 5. Group Hotel Rates forecasts in 2018 vs.2017

Source: American Express Meetings & Events Key Supplier Surveys, August 2017

3. Conclusions

The globalization of tourism has led to the formation of groups of companies with ever-stronger tourist services, true empires operating on all continents and in almost all countries of the world, which also benefit from international capital. Profits of these groups are also quite high, allowing further development of hotel chains on the international market.

Over the last fifty years, the development of the hotel sector has taken on an unprecedented evolution as part of the tourism industry, especially in economically developed countries and less substantially in developing countries; this development was possible due to the many factors of influence: economic, social, technical, demographic, political, psychological, educational and civilization.

The reputation of the brand and the quality of services provided at high standards have led to the recognition of hotel chains by an impressive number of customers worldwide, as evidenced by the continuous increase in the annual average occupancy rate.

References

- Alon, I., Liqiang, N. and Wang, Y., 2012. Examining the determinants of hotel chain expansion through international franchising. *International Journal of Hospitality Management*, 31(2), pp.379-386.
- Altinay, L., 2007. The internationalization of hospitality firms: factors, influencing a franchise decision-making process. *Journal of Services Marketing*, 21(6), pp.398-409.
- Chen, J. J. and Dimou, I., 2005. Expansion strategy of international hotel firms. *Journal of Business Research*, 58(12), pp.1730-1740.
- Claver-Cortes, E., Pereira-Moliner, J. and Molina-Azorin, J., 2009. Strategic groups and performance in the Spanish hotel sector. *The Service Industries Journal*, 29(7), pp.943-961.
- García de Soto-Camacho, E. and Vargas-Sánchez, A., 2015. Choice of entry mode, strategic flexibility and performance of international strategy in hotel chains: an approach based on real options. *European Journal of Tourism Research*, 9, pp.92-114.
- Global Meeting and Event Forecast 2018, American Express Meetings & Events Key Supplier Surveys, August 2017 [online] Available at: <https://www.amexglobalbusinessstravel.com/content/uploads/2017/12/2018-Global-Meetings-Forecast-US.pdf> [Accessed on 2 September 2018].
- Hospitality-on.com, 2018. Worldwide Hospitality Ranking: which changes in the leading 12 hotel groups? [online] Available at: <https://hospitality-on.com/en/developpement-hotelier/worldwide-hospitality-ranking-which-changes-leading-12-hotel-groups> [Accessed on 2 September 2018].
- Ivanova, M. and Ivanov, S., 2015. The nature of hotel chains: An integrative framework. *International Journal of Hospitality and Tourism Administration*, 16(2), pp.122-142.

- Lupu, N., 2003. *Strategia de concentrare a întreprinderilor de turism*. Bucureşti: Ed. Economică.
- O'Neill, J. and Carlbaeck, M., 2010. Do brands matter? A comparison of branded and independent hotels' performance during a full economic cycle. *International Journal of Hospitality Management*, 30(3), pp.515-521.
- Statistica.com, 2018a. Travel, Tourism & Hospitality, Accommodation: Occupancy rate of the hotel industry worldwide 2008-2017, by region [online] Available at: https://www.statista.com/statistics/266741/occupancy-rate-of-hotels-worldwide-by-region/?fbclid=IwAR3ZRBCNmTxffwjUXysZbs_vo8sL6Qy0l6SeXSCKv5wfPub8n2CLkLDMO1g [Accessed on 2 September 2018].
- Statistica.com, 2018b. Travel, Tourism & Hospitality, Accommodation: Global hotel industry market size [online] Available at: <https://www.statista.com/statistics/247264/total-revenue-of-the-global-hotel-industry/> [Accessed on September 2018].
- Statistica.com, 2018c. Travel, Tourism & Hospitality, Economic contribution of travel and tourism to GDP worldwide 2006-2017 [online] Available at: https://www.statista.com/statistics/233223/travel-and-tourism--total-economic-contribution-worldwide/?fbclid=IwAR0ncK0Do3M9HXhZVkJTFDgTHZRG-zNAf9D4SArA_LgE2z1AcRbh6aEY6J4c [Accessed on 2 September 2018].

