

# DIGITALES ARCHIV

ZBW – Leibniz-Informationszentrum Wirtschaft  
*ZBW – Leibniz Information Centre for Economics*

Magombeyi, Mercy Tsitsi

## Article

## Poverty alleviation policies in Tanzania

**Provided in Cooperation with:**  
Danubius University of Galati

*Reference:* Magombeyi, Mercy Tsitsi Poverty alleviation policies in Tanzania.

This Version is available at:  
<http://hdl.handle.net/11159/392>

### Kontakt/Contact

ZBW – Leibniz-Informationszentrum Wirtschaft/Leibniz Information Centre for Economics  
Düsternbrooker Weg 120  
24105 Kiel (Germany)  
E-Mail: [rights\[at\]zbw.eu](mailto:rights[at]zbw.eu)  
<https://www.zbw.eu/econis-archiv/>

### Standard-Nutzungsbedingungen:

Dieses Dokument darf zu eigenen wissenschaftlichen Zwecken und zum Privatgebrauch gespeichert und kopiert werden. Sie dürfen dieses Dokument nicht für öffentliche oder kommerzielle Zwecke vervielfältigen, öffentlich ausstellen, aufführen, vertreiben oder anderweitig nutzen. Sofern für das Dokument eine Open-Content-Lizenz verwendet wurde, so gelten abweichend von diesen Nutzungsbedingungen die in der Lizenz gewährten Nutzungsrechte.  
<https://zbw.eu/econis-archiv/termsfuse>

### Terms of use:

*This document may be saved and copied for your personal and scholarly purposes. You are not to copy it for public or commercial purposes, to exhibit the document in public, to perform, distribute or otherwise use the document in public. If the document is made available under a Creative Commons Licence you may exercise further usage rights as specified in the licence.*

## Poverty Alleviation Policies in Tanzania: Progress and Challenges

Mercy Tsitsi Magombeyi<sup>1</sup>, Nicholas N. Odhiambo<sup>2</sup>

**Abstract:** This paper outlines poverty alleviation policies in Tanzania from 1980 to 2013. Trends in poverty and challenges faced by the country in reducing poverty have also been highlighted. Poverty-reduction policies that have been implemented in Tanzania can be categorized into three policy clusters. The first cluster covers policies that reduce income poverty and increase economic growth. The second cluster focuses on poverty alleviation policies that increase access to basic services such as education, health, water and sanitation, and social protection. The third cluster covers institutional capacity building, accountability and governance issues. Despite all the policies that have been implemented, Tanzania – like other emerging economies – still faces a number of challenges related to reducing poverty.

**Keywords:** Tanzania; poverty reduction; trends

**JEL Classification:** P36

### 1. Introduction

The importance of poverty reduction in economic and social development has raised a lot of interest in the past decade. This has culminated in a number of studies being done to investigate the relationship between poverty reduction and other economic variables. These studies aim to find economic variables that have great positive impact on poverty reduction. The majority of these studies cover mainly Latin America and Asian countries, affording Africa very little coverage – despite the high poverty level that Africa is experiencing. The general consensus in these studies is that economic growth, among other variables, is necessary for the reduction of poverty.

Most governments in developing countries seek solutions to eradicate poverty at international level, and this has resulted in developing and developed countries being signatories to the United Nations Millennium Development Goals (MDG) and Sustainable Development Goals. One of the MDG targets – to halve extreme poverty and hunger by 2015 – has been met at the global level. However, the results have been uneven across countries, with Africa having large populations still trapped in poverty (UN, 2015). At national level, governments have adopted poverty reduction measures that target multi-dimensional aspects of poverty like access to basic services and income.

There is growing literature in support of a positive effect of economic growth on poverty reduction. Dollar & Kraay (2002) for example, found economic growth to have a positive effect on poverty reduction in developing and developed countries. Tsai & Huang (2007) in a study on Taiwan between 1964 and 2003, found economic growth to be a major driver for poverty alleviation. Odhiambo (2009)

<sup>1</sup> University of South Africa, Economics Department, UNISA, South Africa, tsile.musa@gmail.com.

<sup>2</sup> University of South Africa, Economics Department, UNISA, South Africa, odhianm@unisa.ac.za.

found economic growth to Granger-cause poverty reduction in a study on South Africa. In the same vein Warr (2006), in a study on Indonesia, Malaysia, the Philippines and Thailand, found economic growth to be one of the factors that positively affect poverty reduction.

The role of economic growth is also supported in the neo-classical and the endogenous growth models (Solow, 1956; Romer, 1990). In the growth models, labour and capital are the main inputs used for production which result in economic growth. The short run and long run economic growth lead to improvement in job opportunities for the poor, general improvement in living standards and increase in government resources and tax revenue – all essential for developmental projects (Klein *et al*, 2001). It is this indirect relationship that makes economic growth important for poverty reduction.

Tanzania, like other African countries, has implemented a number of policies in order to reduce poverty. Poverty levels in Tanzania have been decreasing, although they still remain high (Office of the Chief Government Statistician, 2012; National Bureau of Statistics, 2014). Poverty levels vary across settlement type, education level and gender, and require a broad understanding of poverty reduction policies in a dynamic economic and global environment (Office of the Chief Government Statistician, 2012; National Bureau of Statistics, 2014).

It is in this vein that the study aims to review some of the policies that have been implemented, trends in poverty and challenges faced in Tanzania. The rest of this paper is organised as follows: Section 2 outlines some of the poverty alleviation policies that have been implemented in Tanzania. Section 3 defines the poverty trends and Section 4 highlights the challenges that have been faced in reducing poverty. Section 5 concludes the paper.

## **2. Poverty Alleviation Policies in Tanzania**

Tanzania joined other nations in the eradication of poverty after its commitment at the World Social Summit in Copenhagen in 1995 (The President's Office, 1995). This culminated in the formulation of poverty-oriented policies. In mainland Tanzania, the National Poverty Eradication Strategy of 1998 was formulated and poverty eradication was also incorporated into the long term vision, Tanzania Development Vision 2025, and the medium term policy, National Strategy for Growth and Reduction in Poverty (NSGRP) (Ministry of Finance and Economic Affairs, 2010). In Zanzibar, poverty reduction policies were incorporated into the Zanzibar Poverty Reduction Plan, Zanzibar Development Vision 2020 and Zanzibar Strategy for Growth and Reduction of Poverty (ZSGRP) (Revolutionary Government of Zanzibar, 2010).

The poverty reduction policies under the NSGRP II and ZSGRP II are three-pronged. First is reduction in income poverty. This is advanced by focusing on growth, sustainable employment generation and adequate infrastructure for production, food security and access to energy by the majority of the population (Ministry of Finance and Economic Affairs, 2010; Revolutionary Government of Zanzibar, 2010). This category is classified under Cluster I in the NSGRP II and ZSGRP II (Ministry of Finance and Economic Affairs, 2010; Revolutionary Government of Zanzibar, 2010). Second is Cluster II, which focuses on improvement in quality of life. This is advanced through programmes such as education, health and access to clean water and social protection (Ministry of



Finance and Economic Affairs, 2010; Revolutionary Government of Zanzibar, 2010). Third is Cluster III, which emphasises improved accountability and governance issues, with the goal of ensuring the poor have access to the means of production, among other goals (Ministry of Finance and Economic Affairs, 2010; Revolutionary Government of Zanzibar, 2010).

In Tanzania mainland, the National Poverty Eradication Strategy provides guidance and a broad framework for poverty alleviation policies and programmes (Vice President's Office, 1998). The main goal of the strategy is active involvement of the poor in identifying and participating in poverty eradication programmes (Vice President's Office, 1998). The strategy sets targets for the provision of social services, while sectors such as education and health are expected to set sectorial goals that will enable achievement of the targets set in the National Poverty Eradication Strategy. In Zanzibar, the Zanzibar Poverty Reduction Plan implemented from 2002 to 2006 provided the first step in the implementation of Zanzibar Development Vision 2020 targets related to poverty (Revolutionary Government of Zanzibar, 2001). Emphasis under this early policy response to poverty reduction was on supporting priority sectors that bring pro-poor growth (Revolutionary Government of Zanzibar, 2001).

Policies in support of poverty reduction through increase in income under Cluster I, targeted a number of areas. These were sound macroeconomic environment to realise low inflation; implementation of sustainable and inclusive growth that would increase employment; GDP growth from sectors that have strong links with the poor population, such as the agriculture, manufacturing, mining and tourism sectors; improvement in food security and nutrition; and use of natural resources to increase growth and improve welfare, especially in rural areas (Ministry of Finance and Economic Affairs, 2010). In Zanzibar, ZSGRP II had the same policy drive of reducing income poverty through the creation of employment and empowerment programmes (Revolutionary Government of Zanzibar, 2010).

Some of the programmes rolled out by the mainland government in pursuit of Cluster I poverty alleviation intervention include Mini Tiger Plan 2020; Business Environment Strengthening (BEST) Programme; National Multi Sector Strategic Framework on AIDS; various agriculture support programmes; and formation of a ministry that supports women and children. In Zanzibar, programmes pursued include the Zanzibar Growth Strategy 2006-2015; the Business Environment Strengthening (BEST) Programme; the Property and Business Formalisation Programme (*Mkurabati*); and a number of agriculture support programmes.

The Mini Tiger 2020 is a government strategy in mainland Tanzania that supports export-oriented and import substitution industries (Ministry of Finance, 2011). The main objective of the plan is to put Tanzania on a fast growth path, which is associated with high income and improved living standards (Ministry of Finance, 2011). The Business Environment Strengthening Programme, which was launched in 2005, aims to provide a supportive regulatory and legal framework for business operation (Ministry of Finance, 2011). The programme targets removal of institutional constraints that delay business approval (Ministry of Finance, 2011). The National Multi Sectorial Strategic Framework on AIDS coordinates AIDS programmes relating to prevention, care and impact (Ministry of Finance, 2011). The control of the disease in productive sectors of the economy helps to increase the output and productivity so important for economic growth.



In the isles, the Zanzibar Growth Strategy implemented from 2006-2015 was formulated to complement *Mkuza* I, with the main objective of achieving high pro-poor growth (Revolutionary Government of Zanzibar, 2007). The strategy provided support to key growth drivers identified as agriculture, tourism and trade (Revolutionary Government of Zanzibar, 2007). The Property and Business Formalisation Programme aims to increase security and improve land ownership in both rural and urban areas (Mkurabita, 2015). The Business Environment Strengthening Programme (BEST) aims to strengthen the investment environment crucial for economic growth.

The Tanzania mainland government implemented support programmes for vulnerable groups composed of children and women through the Ministry of Community Development, Gender and Children, which was formed in 2003. The Ministry plays an important role in increasing women's access to credit facilities and markets (Ministry of Community Development, Gender and Children, 2015). In an effort to increase ownership of the means of production, the government revised the Land Act of 1995 and enacted the 1999 Land Act and Village Act, which provide for ownership of clan land by women on an equal footing with men (Ministry of Community Development, Gender and Children, 2015).

A number of agriculture support programmes and policies have been initiated to increase income in mainland Tanzania. These programmes include the Agriculture and Livestock Policy, Agriculture Sector Development Programme and the Micro Small and Medium Enterprise Programme. In Zanzibar, agriculture support programmes include the Agriculture Sector Development Programme-Livestock – an extension of the same programme from the mainland but with special attention to livestock support; the Agriculture Services Support Programme; and the Market Infrastructure, Value Addition and Rural Finance Support Programme. The programmes were aligned to the Agricultural Sector Strategic Plan 2011-2014 in the mainland and the Zanzibar Agriculture Transformation Initiative (ZATI) 2010-2020 in the isles.

The main objective of the Agricultural and Livestock Policy of 1997 was to transform the agriculture sector to commercial production, increase food security, improve living standards and increase access of vulnerable groups including the poor to land and education (The United Republic of Tanzania, 1997). The Agriculture Sector Development Programme (ASDP) of 2003 provides the operational response to Agriculture Sector Development Strategy (ASDS) (The United Republic of Tanzania, 2003). The main objective of the ASDP was to contribute to ASDS and NSGRP, which aim to increase agriculture productivity, increase employment in rural areas and improve food security (The United Republic of Tanzania, 2003). The Micro, Small and Medium Enterprise Programme aims to increase the livelihoods of smallhold farmers and fisheries (United Republic of Tanzania *et al.*, 2015). This programme has led to an increase in employment and food security and a reduction in rural poverty (United Republic of Tanzania *et al.*, 2015).

In Zanzibar, the Agricultural Sector Development Programme-Livestock targeted herders and agro-pastoralists (International Fund for Agriculture Development (IFAD), 2015). The main objective of the programme is to increase the income of communities and increase food security (IFAD, 2015). The Agricultural Services Support Programme, on the other hand, targeted a broad section of the farming community, including the poorest households, women, orphans and HIV/AIDS affected families (IFAD, 2015). The programme aims to strengthen linkages between farmers, government and



the private sector (IFAD, 2015). The Market Infrastructure, Value Addition and Rural Finance Support Programme has the objectives of increasing access to financial services and markets, income and food security (IFAD, 2015).

Cluster II covers improvement in quality of life and social protection (Ministry of Finance and Economic Affairs, 2010). The overall goal of this cluster is equitable and universal access to education; improvement in health and general wellbeing; increased access to clean water and sanitation; and development of human settlements (Ministry of Finance and Economic Affairs, 2010). Cluster II policy interventions also provide temporary relief to vulnerable and needy groups through the social protection window (Ministry of Finance and Economic Affairs, 2010). In Zanzibar, the same policy thrust is pursued under ZSGRP II, with the focus on equitable access to basic services such as health, education and water; promotion and preservation of culture; and provision of decent shelter for Zanzibaris (Revolutionary Government of Zanzibar, 2010). Sectorial policies on education, health, water and sanitation are discussed in the ensuing discussion.

In the education sector, the Ministry of Education and Vocational Training (MoEVT), created in 2010, is mandated to formulate, maintain and register schools, and to develop infrastructure and inspection among other roles, in Tanzania mainland (MoEVT, 2015a). The Ministry implements education policies that help in empowering Tanzanians through equitable access to quality education. Tanzania mainland has a number of divisions that ensure zero exclusion of some categories. The divisions include Pre-Primary, Secondary, Special Needs and Higher Education (MoEVT, 2015b). In Zanzibar, the 2006 Education Policy provides a framework for delivery of education (UNESCO and MoEVT, 2014). The main objective of the policy is the provision of high quality, equitable education (UNESCO and MoEVT, 2014). The Zanzibar Education Development Plan 2007/8-20015/16 emphasises education for all (UNESCO and MoEVT, 2014).

The Tanzanian government also made a concerted effort to improve another basic service, health, as one of the steps towards poverty reduction. The provision of health services is spearheaded by the Ministry of Health and Social Welfare in Tanzania mainland. The Ministry is responsible for the formulation of health policies and supportive legislation, resource allocation, mobilisation and health research in Tanzania mainland (Ministry of Health and Social Welfare, 2015). The health systems in Tanzania mainland and Zanzibar are based on a referral system, with health facilities organised in a pyramid system. The National Health Policy of 2003 in the mainland, a revision of the 1990 Health Policy, includes health sector reforms to realise health for all (Ministry of Health, 2003). The objectives of the policy include reducing the burden of disease; improving the availability of drugs; increasing access to health; provision of competent health professionals; and promotion of alternative medicine, for example traditional medicine (Ministry of Health, 2003). The implementation of the Health Policy of 2007 resulted in the Primary Health Sector Development Programme (PHSDP), a ten year programme covering 2007-2017. This aimed to improve primary health infrastructure, medical supplies and staffing (Ministry of Health and Social Welfare, 2007). In Zanzibar, the National Health Policy of 2011 directed health provision (The First Vice President's Office, 2013). The main objective of the policy is improving health services and social provision (The First Vice President's Office, 2013).



Access to water is another basic service advanced through the Water Sector Development Programme (WSDP) launched for the period 2005-2025 in the mainland. The programme covers three components, Water Resource Management, the Natural Water Supply and Sanitation Programme, and the Urban Water and Sewage Programme (Ministry of Water, 2006). The main objective of the programme is to contribute to poverty reduction through improved delivery of water and sanitation and governance of water resources (Ministry of Water, 2006, pp. 2-3). In Zanzibar, the government formed programmes such as Water Supply and Sanitation, which focus on rural and urban areas (AFDB, 2012). Supporting programmes include Integrated Water Resource Management and Zanzibar Urban Sanitation and Drainage (Revolutionary Government of Zanzibar, 2010). The Zanzibar Water Authority (ZAWA), created through Act No 4 of 2006, is responsible for the overall water resource supply and administration of water tariffs (ZAWA, 2015).

In pursuit of social protection as one of the policies for poverty reduction, the mainland government launched the Tanzania Social Action Fund (TASAF) in 2000. The first phase was a pilot project that covered one third of Tanzania mainland (World Bank, 2007). The main objective was to assist in institutional capacity building, socio-economic development, infrastructure provision and support of vulnerable groups like children, with special attention to HIV/AIDS and employment creation (Ministry of Finance and Economic Affairs, 2010). The Tanzania Social Action Fund II covered 2005 to 2009 and focused on strengthening institutional capacity for implementation of poverty alleviation and engaging community participation in poverty alleviation programmes.

The Tanzania Social Action Fund (TASAF) III commenced in 2010 and the main theme was productive social safety nets. The public works programme is one of the projects under TASAF which provides income to selected poor households by providing temporary employment in labour-intensive projects (TASAF, 2015). Besides public works programmes, the TASAF III has a programme for cash transfers to eligible households selected through community systems (TASAF, 2015). The first category of cash transfer is the Basic Cash Transfer, which is given to all registered households (TASAF, 2015). The second category is the Variable Cash Transfer, which is available to a household if set conditions such as household participation in health programmes and sending children to school are fulfilled (TASAF, 2015).

In Zanzibar, social protection is carried out on a limited basis with small scale cash transfers to vulnerable groups including children; means tested support to elderly; and fee waivers to the poor and vulnerable in health and education (United Nations International Children's Emergency Fund (UNICEF), 2015). The Ministry of Empowerment, Social Welfare, Youth, Women and Children supervises all non-contributory social protection (UNICEF, 2015). Zanzibar finalised the Social Protection Policy in 2014 and looked into the possibility of rolling out universal pensions for the elderly (UNICEF, 2015).

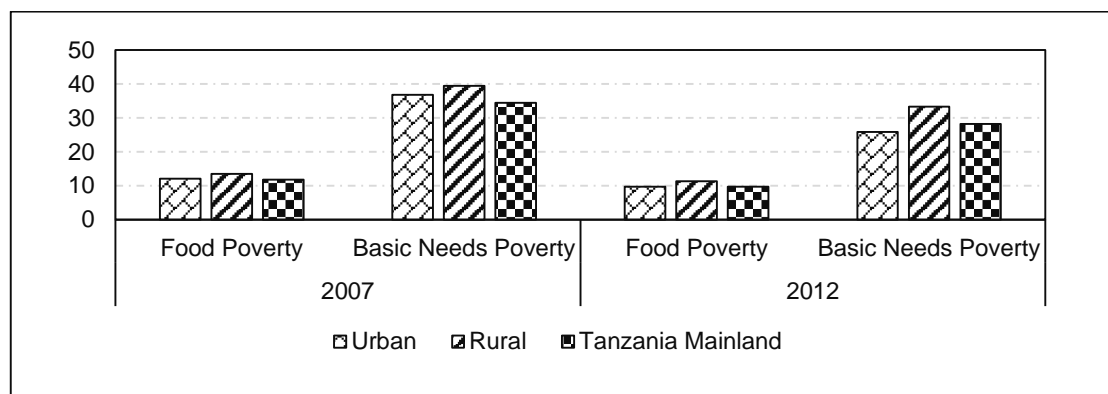
Social protection in the form of social insurance is provided in Tanzania covering the working class of the Tanzanian population. Some of the social insurance funds are the National Social Security Fund; the Parastatal Pension Fund; the Public Service Pension Fund; the Local Authorities Pension Fund; and the Zanzibar Social Security Fund. The insurance schemes are contributory from the employee and the employer. The National Social Security Policy of 2003 provides a framework for financing of

social security, tax issues on benefits and investments, legal framework and standards, and liberalisation in the mainland (Ministry of Labour, Youth Development and Sports, 2003).

The third policy intervention covered under Cluster III in NSGRP II and ZSGRP II focuses on building a framework that supports an environment for economic growth, poverty reduction, national unity and good governance, among other objectives. In Tanzania mainland, the overall objective of the Cluster is creating and strengthening institutional structures that support delivery; protection of human rights with special attention to the poor, women and those living with HIV/AIDS; security at national and individual levels; and promotion of a culture of hard work among Tanzanians (Ministry of Finance and Economic Affairs, 2010). In Zanzibar, the main objective of Cluster III includes rule of law, good governance and national unity (Revolutionary Government of Zanzibar, 2010).

### 3. Poverty Trends in Tanzania

Poverty levels in Tanzania measured by poverty headcount have decreased over the years (National Bureau of Statistics, 2014). Poverty headcount is defined as the percentage of the population living below the poverty line (National Bureau of Statistics, 2014). Tanzania has two poverty lines, namely food poverty and basic needs poverty. Figure 1 shows trends in poverty measured by poverty headcount from 2007 to 2011/12 in Tanzania mainland.

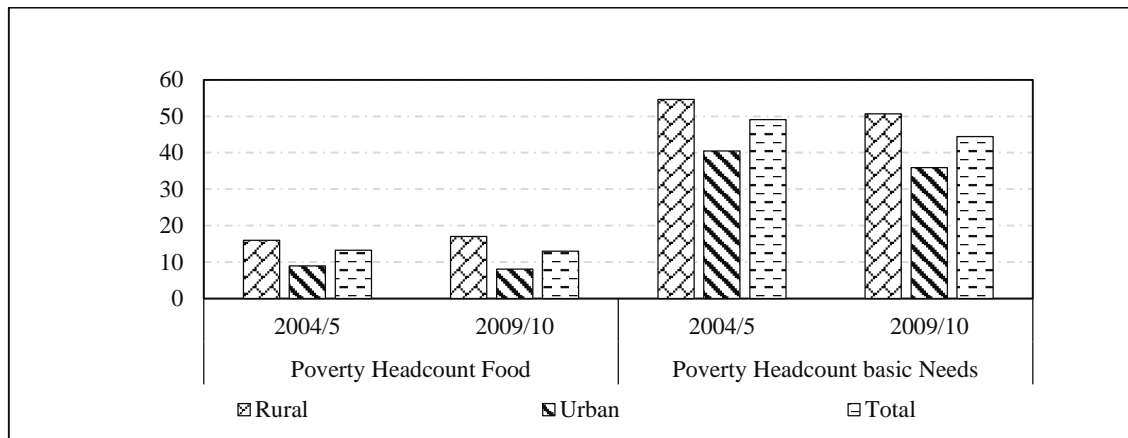


**Figure 1. Tanzania Mainland Poverty Levels Measured by Poverty Headcount in 2007 and 2011/12**

*Source. National Bureau of Statistics, 2014*

Figure 1 shows a decline in poverty levels in Tanzania mainland from 2007 to 2011/12 across all settlement types (National Bureau of Statistics, 2014). Food poverty in Tanzania mainland decreased from 11.8% in 2007 to 9.7% in 2011/12 (National Bureau of Statistics, 2014). Basic needs poverty declined by 6.2%, from 34.4% in 2007 to 28.2% in 2011/12 (National Bureau of Statistics, 2014). Using the food poverty or basic needs measure, incidence of poverty in the mainland varies with settlement type with rural areas being highly impoverished (National Bureau of Statistics, 2014).

A decline in poverty measured by poverty headcount was also recorded in Zanzibar between 2004/5 and 2009/10 (Office of the Chief Government Statistician, 2012). Figure 2 shows the trend in poverty measured by poverty headcount in Zanzibar.



**Figure 2. Zanzibar Poverty Levels Measured by Poverty Headcount in 2004/5 and 2009/10**

*Source: Office of the Chief Government Statistician, 2012*

A marginal decrease was registered in food poverty from 13.2% in 2004/5 to 13% in 2009/10, while basic needs poverty recorded a decrease of 4.7%, from 49.1% in 2004/5 to 44.4% in 2009/10 (Office of the Chief Government Statistician, 2012). Variations across dwelling recorded in Tanzania mainland were also registered in Zanzibar, with the rural areas having high poverty levels compared to urban dwellings (National Bureau of Statistics, 2014).

The poverty gap measures poverty depth, while the poverty gap squared measures severity of poverty (National Bureau of Statistics, 2014). Table 1 shows the trends in poverty levels measured by poverty gap and poverty gap squared in Tanzania mainland.

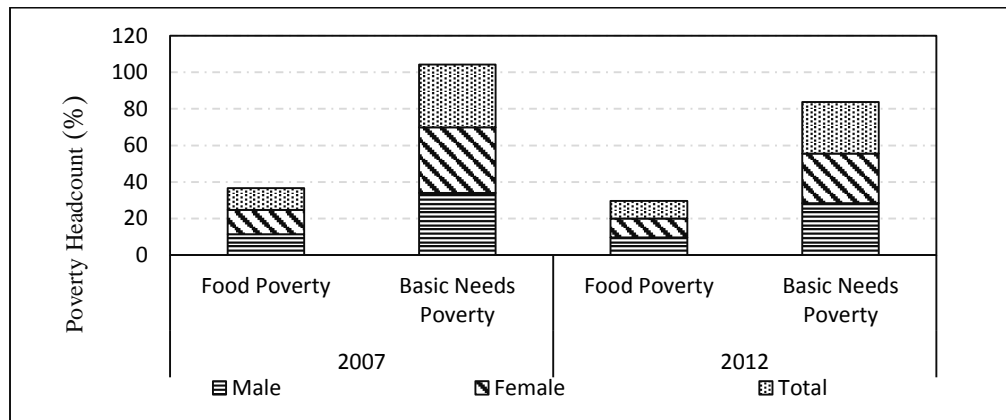
**Table 1. Tanzania Mainland Poverty Gap and Poverty Gap Squared in 2007 and 2011/12**

	Poverty Gap (%)		Poverty Gap Squared (%)	
	2007	2012	2007	2012
Urban	10.8	8.1	8.6	7.6
Rural	11.8	7.8	5.1	2.7
Tanzania Mainland	10.3	6.7	4.5	2.3

*Source: National Bureau of Statistics, 2014*

Poverty levels as measured by the poverty gap declined in Tanzania mainland from 10.3% in 2007 to 6.7% in 2011/12 (National Bureau of Statistics, 2014). Urban areas recorded a 10.8% poverty gap compared to 11.8% in 2007 (National Bureau of Statistics, 2014). However in 2012 the poverty gap in rural areas declined to 7.8%, while the urban poverty gap remained relatively high at 8.1% (National Bureau of Statistics, 2014). The poverty gap squared followed the same trend as the poverty gap. Although poverty severity declined between 2007 and 2012 in rural and urban areas, urban dwellings registered high poverty severity for both years (National Bureau of Statistics, 2014). In 2007, poverty severity in urban dwellings was 8.6%, while rural areas recorded 5.1% (National Bureau of Statistics, 2014). The same trend prevailed in 2012, where poverty severity in urban areas remained relatively high at 7.6% compared to 2.7% (National Bureau of Statistics, 2014).

There is a close relationship between gender of the household head and poverty levels in Tanzania (National Bureau of Statistics, 2014; Office of the Chief Government Statistician, 2012). Female-headed households recorded high poverty levels in Tanzania mainland in 2007 to 2011/12 and in Zanzibar from 2004/5 to 2009/10. Figure 3 shows the trend in poverty level taking gender of household head into consideration.



**Figure 3. Poverty Distribution by Sex of Household Head in Tanzania Mainland in 2007 and 2011/12**

*Source: National Bureau of Statistics, 2014*

There is a small difference in poverty level between male- and female-headed households in Tanzania mainland, as measured by food poverty in 2007 and 2011/12 (National Bureau of Statistics, 2014), although it is important to note that female-headed families recorded slightly higher poverty levels. For example in 2007, female-headed households recorded 13.4% poverty, while poverty level in male-headed households was 11.4% (National Bureau of Statistics, 2014). A large difference between male and female headed households was recorded with respect to basic needs poverty (National Bureau of Statistics, 2014). Female-headed households recorded the highest poverty level in 2007 (35.9%), compared to 34% for male-headed households (National Bureau of Statistics, 2014). In 2011/12, female-headed households recorded a decline of 8.8% compared to 5.6% for male-headed households (National Bureau of Statistics, 2014). This decline placed the incidence of poverty in female-headed households lower than in the households of their male counterparts.

In Zanzibar, using the basic poverty measure, female-headed households recorded the highest poverty level in 2004/5 (50.9%) while male poverty was 48.7% (Office of the Chief Government Statistician, 2012). The trend was reversed in 2009/10, where 42% poverty was recorded for female-headed families compared to 44.9% for male-headed families (Office of the Chief Government Statistician, 2012). Rural women in Zanzibar are highly impoverished compared to their urban counterparts. For instance, in 2004, rural female-headed families recorded 56.5%, while urban female-headed families recorded 43.8% (Office of the Chief Government Statistician, 2012).

Poverty incidence increases with an increase in the size of the household in Tanzania (National Bureau of Statistics, 2014; Office of the Chief Government Statistician, 2012). This trend was registered for both food poverty and basic needs poverty in 2007 and 2011/12 for Tanzania mainland (National Bureau of Statistics, 2014). There is a general increase in food poverty and basic needs poverty as the

size of the household increases in the mainland. For instance, food poverty for a household with one member was 2.4% and basic food poverty was 8.4%, compared to a household with a size of 10<sup>+</sup>, which recorded 22.6% and 49.4% for food and basic needs poverty respectively in 2007 (National Bureau of Statistics, 2014). The same trend was recorded in 2011/12 (National Bureau of Statistics, 2014). This trend was also evident in Zanzibar in 2004 and 2010. Although there was a decrease in poverty across all household sizes, larger families recorded the highest poverty during both periods (Office of the Chief Government Statistician, 2012). In 2004, for example, the poverty incidence for a household with one person was 4.9%, which increased with household size to 61% for a household with 10 people (Office of the Chief Government Statistician, 2012). In 2010, a household with one person recorded 5.3% and the incidence also increased with household size to 74.8% for a household with 10 people (Office of the Chief Government Statistician, 2012).

Household poverty also varies with the education level of the household head (National Bureau of Statistics, 2014). In Tanzania mainland, households headed by a person with an adult education recorded a high food poverty level in 2007 at 22.9% but 12.8% in 2011/12. The highest basic needs poverty level was registered for households headed by a person with no education as 48.7% in 2007 and 40.8% in 2011/12 (National Bureau of Statistics, 2014). Poverty incidence declined for a household headed by someone with a higher education level categorised as primary incomplete, primary complete, secondary or above (National Bureau of Statistics, 2014). In Zanzibar, households headed by someone with no education recorded the highest poverty level of 63% in 2009/10 (Office of the Chief Government Statistician, 2012). Poverty incidence declined as education level increased. Households where the head had adult education recorded 54.1% poverty, and those where the head had above basic education recorded 29.7% in 2009/10 (Office of the Chief Government Statistician, 2012).

#### **4. Challenges Faced in Poverty Reduction Efforts**

There is limited access to agricultural financing, especially for small businesses in rural areas (Organization for Economic Cooperation and Development (OECD), 2013, pp. 42). Given the large population in Tanzania depend on agriculture for a livelihood, inadequate financing negatively affects output and income for families that depend on agriculture (Ministry of Finance and Economic Affairs, 2010). Although credit from commercial banks has increased over the years, only a small proportion is available for agricultural production (OECD, 2013). While Tanzania Investment Bank has an agriculture window, access has mainly been limited to medium size businesses that can provide collateral. This has left small businesses excluded from formal credit sources and reliant on informal credit sources (OECD, 2013). In Zanzibar, the government rolled out the Market Infrastructure, Value Addition and Rural Finance Support Programme, which offers assistance in accessing financial services.

High population growth has negatively affected social development and provision of services (AFDB, 2011; Revolutionary Government of Zanzibar, 2007, p. 30). The Ministry of Finance and Economic Affairs (2010) pointed out the effect of an overstretched education system caused by raising enrolment

rates. The effect of a high population growth negatively affects per capita income and contributes to youth unemployment in the isles (Revolutionary Government of Zanzibar, 2007, p. 30).

Youth unemployment and under-employment have been highlighted as a policy concern in AFDB et al. (2014), Economic Outlook on Tanzania. The challenge is exacerbated by the increasing number of new entrants into the labour market each year from schools and colleges, without a matching increase in employment. It is estimated that 800 000 to 1 000 000 students enter the labour market annually in Tanzania (AFDB et al., 2014). Not enough jobs are created to accommodate the increase in jobseekers living without income and trapped in poverty (AFDB et al., 2014).

Inadequate infrastructure has negatively affected poverty reduction through reduction in productivity in sectors such as, agriculture, education and tourism in Tanzania (OECD, 2013, p. 39; Revolutionary Government of Zanzibar, 2007, p. 30). An inadequate infrastructure system hinders access to inputs and markets for agricultural produce (OECD, 2013). In addition, inadequate cold transportation results in perishable agricultural produce being spoiled before it reaches the market, with an estimated 50% of produce being lost annually (OECD, 2013). Given that agriculture supports a large population in Tanzania, low agricultural productivity negatively affects welfare through reduced income (Ministry of Finance and Economic Affairs, 2010; Revolutionary Government of Zanzibar, 2010). The same effect was highlighted for the industrial sector in Zanzibar, where inadequate FDI supporting infrastructure has negatively affected investment (Revolutionary Government of Zanzibar, 2007).

Insufficient qualified personnel has been highlighted as one of challenges that has negatively affected competition and delivery of quality services in Tanzania (Ministry of Finance and Economic Affairs, 2010; Revolutionary Government of Zanzibar, 2010). In the health sector, for instance, a shortage of qualified personnel has been cited as having a negative effect on the provision of health services (Revolutionary Government of Zanzibar, 2010, p. 50). Furthermore the shortage of support services, such as extension services in agriculture, has negatively affected agricultural productivity in Zanzibar. In Tanzania mainland, the shortage of qualified mathematics and science teachers has affected the quality of education at secondary level (Ministry of Finance and Economic Affairs, 2010, p. 11).

## 5. Conclusion

This paper has highlighted poverty alleviation policies and outlined trends in poverty and challenges that have been faced in reducing poverty in Tanzania, from 1980 to 2013. Poverty alleviation policies are outlined in the NSGRP II and ZSGRP II. Poverty intervention policies and programmes under these strategies are aggregated into three clusters. The first cluster covers policies that decrease income poverty and increase economic growth, with programmes in support of economic empowerment, agriculture support and increase in employment. The second cluster focuses on poverty alleviation policies that increase access to basic services such as education, health, water and sanitation, and social protection. The third cluster focuses on enhancing the institutional capacity important for the implementation of poverty alleviation policies. In response to the government's broad poverty alleviation policies, poverty measured by poverty headcount, poverty gap and poverty gap squared decreased from 2002 to 2011/12 in the mainland and in 2004/5 and 2010 in Zanzibar. In Tanzania, poverty varies according to settlement type, educational level of the household head and

size of a household. Rural areas registered the highest poverty levels in Tanzania, while households with a household head with a secondary or higher education level, had a lower incidence of poverty compared to those where the household head had adult education or primary education. Despite the milestones that have been recorded in poverty reduction, Tanzania faces a number of challenges that have retarded and in some cases hampered the reduction of poverty. Among the challenges registered are high unemployment, especially among the youth, a shortage of some critical skills, insufficient agricultural financing and high population growth.

## 6. References

- AFDB (2011). *United Republic of Tanzania Country Strategy paper 2011-2015*. Retrieved from: <http://www.afdb.org>. Accessed 2 August 2015.
- AFDB, 2012. *The African Development Bank in Tanzania: Activities in the Water and Sanitation Sector in Tanzania*. Retrieved from: <http://www.reliefweb.int>. Accessed 11 November 2015.
- AFDB, OECD and UNDP, (2014). *African Economic Outlook: Tanzania*. Retrieved from: <http://www.africaeconomicoutlook.org>. Accessed 11 August 2015.
- Dollar, D. & Kraal, A. (2002). Growth is good for the poor. *Journal of Economic Growth*, 7, pp. 195-225.
- IFAD (2015). *Operations in Tanzania*. Retrieved from: <http://www.operations.ifad.org>. Accessed 9 November.
- Klein, M.; Aaron, C & Hadjimichael, B. (2001). *Foreign Direct Investment and Poverty Reduction*. Washington, DC. World Bank.
- Lucas, E.J. Jr. (1988). On mechanics of economic development. *Journal of Monetary Economics*, 22, pp. 3-43.
- Ministry of Community Development, Gender and Children (2015). *Economic Empowerment of Women in Poverty Reduction*. Retrieved from: [www.mcdgc.go.tz](http://www.mcdgc.go.tz). Accessed 31 July 2015.
- Ministry of Finance and Economic Affairs (2010). *National Strategy for Growth and Reduction of Poverty*. Retrieved from [www.mof.go.tz](http://www.mof.go.tz). Accessed 28 July 2015.
- Ministry of Finance (2011). *National Processes, Reforms and Programmes Implementation Kukupa II: Budget Document*. Retrieved from: <http://www.mof.go.tz>. Accessed 15 September 2015.
- Ministry of Health and Social Welfare (2007). *Primary Health Services Development programme (PHSDP)*. Retrieved from: <http://www.healthpromotiontanzania.org>. Accessed 5 August 2015.
- Ministry of Health and Social Welfare (2015). *Roles*. Retrieved from: [www.moh.go.tz](http://www.moh.go.tz). Accessed 1 August.
- Ministry of Health (2003). *National Health Policy*. Retrieved from: <http://apps.who.int>. Accessed 20 August 2015.
- Ministry of Labour, Youth Development and Sports, (2003). *The National Social Security Policy*. Retrieved from: <http://www.tccia.com>. Accessed 11 August 2015.
- Ministry of Water (2006). *Water Sector Development Programme*. Retrieved from: <http://www.pmoralg.go.tz>. Accessed 4 August 2015.
- Mkurabita (2015). *Goals and Objectives*. Retrieved from: [www.mkurabita.go.tz](http://www.mkurabita.go.tz). Accessed 10 November.
- MoEVT (2015a). *About MoEVT*. Retrieved from: [www.moe.go.tz](http://www.moe.go.tz). Accessed 31 July.
- MoEVT (2015b). *Departments and Units*. Retrieved from: [www.moe.go.tz](http://www.moe.go.tz). Accessed 1 July.
- National Bureau of Statistics (2014). *Household Condition, Household Amenities and Assets Monograph (2012 Population and Housing Census), Volume IV*. Retrieved from: [www.nbs.go.tz](http://www.nbs.go.tz). Accessed 9 August 2015.

- Odhiambo, NM. (2009). Finance-growth-poverty nexus in South Africa: A dynamic causality linkage. *The Journal of Socio-Economics* 38. pp. 320-325.
- OECD (2013). *OECD Investment Policy Review: Overview of Progress and Policy Challenges in Tanzania*. Retrieved from: <http://www.oecd.or>. Accessed 2 August 2015.
- Office of the Chief Government Statistician (2012). *Zanzibar Household Budget Survey 2009/10*. Retrieved from: <http://www.ocgs.go.tz>. Accessed 7 November 2015.
- Revolutionary Government of Zanzibar (2001) *Zanzibar Poverty Reduction Plan 2002-2006*. Retrieved from: [www.tzonline.org](http://www.tzonline.org). Accessed 7 November 2015.
- Revolutionary Government of Zanzibar (2007). *Zanzibar Growth Strategy*. Retrieved from: <http://www.zanzibaremploymentservices.go.tz>. Accessed 8 November 2015.
- Revolutionary Government of Zanzibar (2010). *Zanzibar Strategy for Growth and reduction of Poverty (ZSGRP II)*. Retrieved from: <http://zanzibar.go.tz>. Accessed 7 November 2015.
- Romer, PM. (1990). Endogenous technology change. *Journal of Political Economy*, 98(5).
- Solow, RM. (1956). A contribution to the theory of economic growth. *The Quarterly Journal of Economics*, 70(4), pp. 65-94.
- TASAF (2015). *TASAF Components*. Retrieved from <http://www.tasaf.org>. Accessed 3 August 2015.
- The First Vice President's Office (2013). *Zanzibar Environment Policy*. Retrieved from: <http://www.smole.or.tz>. Accessed 10 November 2015.
- The President's Office (1995). *World Social Summit: Country Statement*. Retrieved from: <http://www.un.org>. Accessed 6 November 2015.
- The United Republic of Tanzania (1997). *Agriculture and Livestock Policy*. Retrieved from: [www.kilimo.go.tz](http://www.kilimo.go.tz). Accessed 4 August 2015.
- The United Republic of Tanzania (2003). *Agricultural Sector Development Programme (ASDP)*. Retrieved from: <http://www.kilimo.go.tz>. Accessed 8 August 2015.
- Tsai, PL. & Huang, CH. (2007). Openness, growth and poverty: The case of Taiwan. *World Development*, 35, pp. 1858-1871.
- UN (2015). *Millennium Development Goals Report*. United Nations.
- UNESCO and Ministry of Education and Vocational Training (2014). *Education for All Assessment 2001-2013*. Retrieved from: <http://www.moez.go.tz>. Accessed 9 November 2015.
- UNICEF (2015). *Social Protection in Tanzania: Establishing a National system Through Consolidation, Coordination and Reform of Existing Measures*. Retrieved from: <http://www.unicef.org>. Accessed 6 November 2015.
- United Republic of Tanzania, African Union and New Partnership for Africa's Development (2015). *Creating an Enabling Agricultural Policy Environment*. Retrieved from: <http://www.kilimo.go.tz>. Accessed 9 November 2015.
- Vice President's Office (1998). *The National Poverty Eradication Strategy*. Retrieved from: <http://www.tzonline.org>. Accessed 16 August 2015.
- Warr, P. (2006). Poverty and Growth in Southeast Asia. *ASEAN Economic Bulletin* 23(3), pp. 279-302.
- World Bank (2007). *The Tanzania Second Social Action Fund (TASAF II): Knowledge Sharing and Learning for better Delivery of Results*. Retrieved from: <http://www.openresources.worldbank.org>. Accessed 3 August 2015.
- ZAWA (2015). *About Us*. Retrieved from: <http://www.zawa.go.tz>. Accessed 15 November 2015.